

How to Write Abstracts that Capture Your Audience



Celia M. Elliott
Department of Physics
University of Illinois at Urbana-Champaign
cmelliot@illinois.edu



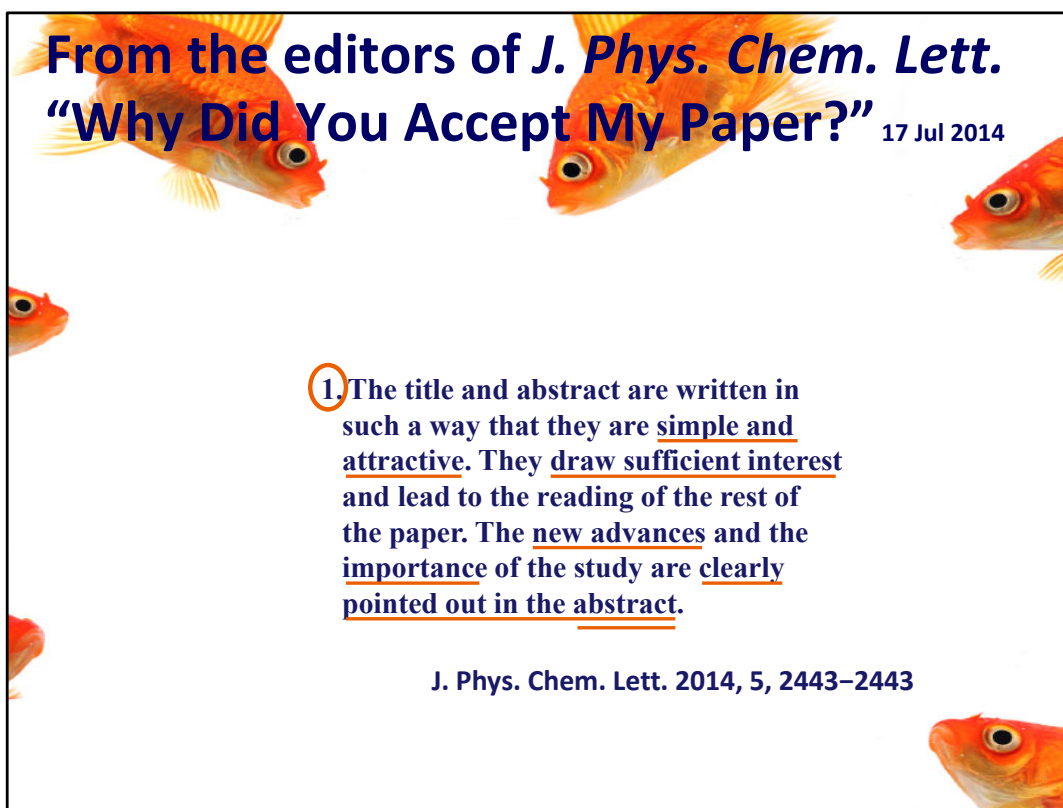
© 2024 The Board of Trustees of the University of Illinois
All rights reserved.

The purpose of an abstract is to provide a snapshot of a paper or a talk. The abstract should provide an overview of the motivation, methods, results, and conclusions that will be presented, in sufficient detail so that the reader can immediately tell if the material is relevant to his or her own work.

The effectiveness of your abstract often determines whether anybody besides Mom actually reads your paper or comes to your talk.

Because abstracts are often published or available online, they also function as a permanent, accessible record of your work.

All images used in this talk are royalty-free and were purchased from istockphoto.com.



In the July 17, 2014, issue of *The Journal of Physical Chemistry Letters*, the editors present a list of six attributes that contribute to acceptance of a paper for publication in their journal.

Number 1 on the list is having an effective abstract (and title).

Three Immutable Rules for Abstracts:

#1—Every paper or talk must have one

#2—The quality of your abstract largely determines whether anybody actually *reads your paper or comes to your talk*

**#3—Electronic indexing of abstracts has special implications for authors—
don't put anything in an abstract that cannot be rendered in plain text**

4

1. Over the course of your career, you will write dozens—if not hundreds—of abstracts. Today we'll look at a simple, four-step method that will help you crank out effective abstracts quickly and painlessly.
2. Being able to write effective abstracts—that are tailored for your audience and offer them information they want to know efficiently and compellingly—is an invaluable skill for a physicist. And as everything else in scientific writing, turning out good abstracts is a learned skill—it's a *craft*, not an art. Good technical writing requires learning basic techniques and practicing them over and over until they become second nature. Today, we'll apply one of those methods to abstracts.
3. In addition to being printed in the journal or the meeting program, abstracts are entered into electronic databases by commercial abstracting services, which have implications for how you prepare your abstract. In general, don't put anything in an abstract that cannot be rendered in plain ASCII text. Thus, no figures, no complex equations, no tables.
4. Most journals also prohibit references in abstracts, too.

The purpose of an abstract is to get somebody to come to your talk or to read your paper

Attract her attention
in the first sentence

- What did you *do*?
- What's new?
- Why is it interesting?



Don't write "mystery-story" abstracts
(*"all will be revealed later..."*)

5

In today's world of information overload, people make snap decisions about what to keep and what to discard in seconds. Make your first sentence ***count!***

The abstract must reflect the entire paper or talk, in miniature



↑
paper or talk



↑
“good” abstract
(contains all the fish)

“bad” abstract



(missing fish)

6

The abstract should provide a snapshot of the complete paper or talk, just as the small inset on the top right shows the complete image. Merely repeating the first paragraph of the background and introduction section is **not** adequate for an abstract.

An abstract should “stand alone”—it should provide a reader with a complete view of the paper or talk to come.

Write the abstract **after** you’ve finished the paper. Writing is an evolutionary process, and the focus or emphasis of a paper may change during the writing. The abstract must reflect the finished paper.

Quiz Question #1



What makes a busy scientist decide to read a paper or come to a talk?

- a) The title**
- b) The reputation of the authors**
- c) The abstract**
- d) The references (is his or her own work cited?)**

7

Answer: Probably all of the above

- a) The title
- b) The reputation of the authors
- c) The abstract
- d) The references (is his or her own work cited?)

If you're a young scientist without a big reputation yet, you *must* pay particular attention to providing an effective title* and a **GOOD ABSTRACT!**

* <http://people.physics.illinois.edu/Celia/Titles.pdf>

8

To whip up a perfect abstract...



follow the recipe!



Celia's Foolproof Abstract

Four Ingredients:

- What problem did you study and why is it important?
- What method(s) did you use?
- What were your principal results?
- What conclusions have you drawn from these results?

Assemble all ingredients in this order.

Measure carefully and taste repeatedly.

Allow to sit overnight. Taste again and adjust seasonings.

10

Celia's foolproof abstract recipe:

Answer the following questions, in this order, in one or two sentences each:

- What problem did you study and why is it important?
- What methods did you use?
- What were your principal results?
- What did you learn? What have you contributed?

Make your sentences as specific and as quantitative as possible.

Control the length of the abstract by the length of the answers to the four questions.

- Short abstract?—one-sentence answers
- Longer abstract?—several-sentence answers
- One-page abstract?—one-paragraph answers

Stick to this 4-ingredient recipe—Don't omit ingredients to shorten an abstract or add superfluous ingredients to lengthen one.

Don't expect to whip up a good abstract** at the last minute. Write it, put it aside for a day or two, and look at it again with fresh eyes.

**or anything else

How to this recipe (MMRC) witlessly*

1. **M**—Give the motivation and context
2. **M**—Explain what you did in sufficient detail, so the reader knows if your work is relevant and applicable to his or hers
3. **R**—Emphasize your principal results
4. **C**—Tell the reader what you think the results mean

**Nothing else. Really.*



11

M = Motivation
M = Methods
R = Results
C = Conclusions

Here's an excellent* abstract:

PRL **107**, 117401 (2011)

PHYSICAL REVIEW LETTERS

week ending
9 SEPTEMBER 2011

Optical Response of Relativistic Electrons in the Polar BiTeI Semiconductor

J. S. Lee,^{1,*} G. A. H. Schober,^{2,3} M. S. Bahramy,⁴ H. Murakawa,⁵ Y. Onose,^{2,5} R. Arita,^{2,4}
N. Nagaosa,^{2,4} and Y. Tokura^{1,2,4,5}

The transitions between the spin-split bands by spin-orbit interaction are relevant to many novel phenomena such as the resonant dynamical magnetoelectric effect and the spin Hall effect. We perform optical spectroscopy measurements combined with first-principles calculations to study these transitions in the recently discovered giant bulk Rashba spin-splitting system BiTeI. Several novel features are observed in the optical spectra of the material including a sharp edge singularity due to the reduced dimensionality of the joint density of states and a systematic doping dependence of the intraband transitions between the Rashba-split branches. These confirm the bulk nature of the Rashba-type splitting in BiTeI and manifest the relativistic nature of the electron dynamics in a solid.

Motivation + Methods + Results + Conclusions *(MMRC)

12

Special thanks to Lance Cooper for pointing out this abstract to me.

This abstract contains all four required parts of an abstract: motivation, methods, results, and conclusions.

Notice that this abstract is scalable. By providing more or less detail for each of the four elements, the final length of the abstract is easily controlled.

PRL **107**, 117401 (2011)

PHYSICAL REVIEW LETTERS

week ending
9 SEPTEMBER 2011**Optical Response of Relativistic Electrons in the Polar BiTeI Semiconductor**J. S. Lee,^{1,*} G. A. H. Schober,^{2,3} M. S. Bahramy,⁴ H. Murakawa,⁵ Y. Onose,^{2,5} R. Arita,^{2,4}
N. Nagaosa,^{2,4} and Y. Tokura^{1,2,4,5}

The transitions between the spin-split bands by spin-orbit interaction are relevant to many novel phenomena such as the resonant dynamical magnetoelectric effect and the spin Hall effect. We perform optical spectroscopy measurements combined with first-principles calculations to study these transitions in the recently discovered giant bulk Rashba spin-splitting system BiTeI. Several novel features are observed in the optical spectra of the material including a sharp edge singularity due to the reduced dimensionality of the joint density of states and a systematic doping dependence of the intraband transitions between the Rashba-split branches. These confirm the bulk nature of the Rashba-type splitting in BiTeI and manifest the relativistic nature of the electron dynamics in a solid.

Motivation + Methods + Results + Conclusions

13

Note the specificity of the abstract. Examples are given of the “novel phenomena” in the motivation section.

Optical Response of Relativistic Electrons in the Polar BiTeI Semiconductor

J. S. Lee,^{1,*} G. A. H. Schober,^{2,3} M. S. Bahramy,⁴ H. Murakawa,⁵ Y. Onose,^{2,5} R. Arita,^{2,4}
N. Nagaosa,^{2,4} and Y. Tokura^{1,2,4,5}

The transitions between the spin-split bands by spin-orbit interaction are relevant to many novel phenomena such as the resonant dynamical magnetoelectric effect and the spin Hall effect. **We perform optical spectroscopy measurements combined with first-principles calculations to study these transitions in the recently discovered giant bulk Rashba spin-splitting system BiTeI.** Several novel features are observed in the optical spectra of the material including a sharp edge singularity due to the reduced dimensionality of the joint density of states and a systematic doping dependence of the intraband transitions between the Rashba-split branches. These confirm the bulk nature of the Rashba-type splitting in BiTeI and manifest the relativistic nature of the electron dynamics in a solid.

Motivation + Methods + Results + Conclusions

14

Again, note the specificity. The types of methods (optical spectroscopy combined with *ab initio* calculations), phenomenon (giant bulk Rashba spin-splitting), and the particular system investigated (BiTeI) are specified.

Optical Response of Relativistic Electrons in the Polar BiTeI Semiconductor

J. S. Lee,^{1,*} G. A. H. Schober,^{2,3} M. S. Bahramy,⁴ H. Murakawa,⁵ Y. Onose,^{2,5} R. Arita,^{2,4}
N. Nagaosa,^{2,4} and Y. Tokura^{1,2,4,5}

The transitions between the spin-split bands by spin-orbit interaction are relevant to many novel phenomena such as the resonant dynamical magnetoelectric effect and the spin Hall effect. We perform optical spectroscopy measurements combined with first-principles calculations to study these transitions in the recently discovered giant bulk Rashba spin-splitting system BiTeI. Several novel features are observed in the optical spectra of the material including a sharp edge singularity due to the reduced dimensionality of the joint density of states and a systematic doping dependence of the intraband transitions between the Rashba-split branches. These confirm the bulk nature of the Rashba-type splitting in BiTeI and manifest the relativistic nature of the electron dynamics in a solid.

Motivation + Methods + Results + Conclusions

15

The two novel features of the optical spectra are specified—a sharp edge singularity and a systematic doping dependence.

Optical Response of Relativistic Electrons in the Polar BiTeI Semiconductor

J. S. Lee,^{1,*} G. A. H. Schober,^{2,3} M. S. Bahramy,⁴ H. Murakawa,⁵ Y. Onose,^{2,5} R. Arita,^{2,4}
N. Nagaosa,^{2,4} and Y. Tokura^{1,2,4,5}

The transitions between the spin-split bands by spin-orbit interaction are relevant to many novel phenomena such as the resonant dynamical magnetoelectric effect and the spin Hall effect. We perform optical spectroscopy measurements combined with first-principles calculations to study these transitions in the recently discovered giant bulk Rashba spin-splitting system BiTeI. Several novel features are observed in the optical spectra of the material including a sharp edge singularity due to the reduced dimensionality of the joint density of states and a systematic doping dependence of the intraband transitions between the Rashba-split branches. **These confirm the bulk nature of the Rashba-type splitting in BiTeI and manifest the relativistic nature of the electron dynamics in a solid.**

Motivation + Methods + Results + Conclusions

16

The final sentence states the authors' conclusions based on the work being reported.

Quiz Question #2



What is the most common mistake that abstract writers make?

- a) Including too much introductory material**
- b) Being vague and overly general**
- c) Using too much jargon**
- d) Failing to consider their audiences' wants, motivations, and needs**

17

Answer: I'd say d)*

- a) Including too much introductory material**
- b) Being vague and overly general**
- c) Using too much jargon**
- d) Failing to consider their audiences' wants, motivations, and needs**

***Although *any* of these mistakes will cost you readers and listeners**



18


As in any writing project, your first question should be “Who’s the audience?”

What do they already know?

What’s their motivation for reading your article or coming to your talk?

What is their level of expertise?

How can you best meet their needs?



19

Before writing the abstract, think about who will be reading it and why.

One-size abstracts *do not* fit all

An abstract for a journal article is usually more specific and detailed than a meeting abstract

An abstract for a specialized journal (*Phys Rev B*) will be different from one for a general journal (*Science*)

The structure (MMRC) will usually be the same, but the level of detail, specificity, and use of specialized language will vary with the intended audience



20

One size does *not* fit all for abstracts. Although the same organizational structure (MMRC) should be used for every abstract, the level of detail, specificity, and use of specialized language will vary, depending on the intended audience.

Further, different journals have different rules for abstracts. Review the journal's or the meeting organizers' "instructions for authors" to find out the specific requirements for your abstract.

No fluff* in your abstract

No introductory fluff—get straight to the point in the first sentence

No sweeping generalizations at the end



(No drama either—be objective!)

* <http://people.physics.illinois.edu/Celia/Lectures/Fluff.pdf>

21

A common failing of many abstracts is that they provide too much introductory material. Don't tell the reader what she already knows, tell her immediately what is new and different about the results being reported.

Here's a "fluffy" abstract:



Energy and environment are two major concerns of the modern world. Transition to the sustainable clean energy globally in the future, however, depends on the development of next generation electrical energy storage systems. Among the energy storage techniques considered at present, rechargeable lithium-ion batteries, which are ubiquitous in today's portable electronic devices and now enable the electric vehicles, remain promising to facilitate the use of renewable energy on a large scale. For such application, transformational changes in battery technologies are critically needed, which require a fundamental understanding of the complex, interrelated physical and chemical processes between electrode materials and electrolytes. Soft x-ray absorption spectroscopy(sXAS) is a powerful tool to probe the chemical species and the electronic states with elemental sensitivity. This presentation will discuss examples on using sXAS to study battery materials for both fundamental understanding and practical developments. We will showcase how sXAS fingerprints the battery operation by detecting the evolving electron states. Recent results on SEIs and Li-rich cathode materials will be discussed. Our results offer important information for improving Li batteries.

Motivation? + Methods? + Results? + Conclusions?

22

Of the 174 words in this abstract, 120 (69%) are devoted to an overly general introduction that doesn't tell the audience anything it doesn't already know. Specifics of methods, results, and conclusions are completely absent.

This abstract and talk were actually presented at the March 2014 meeting of the American Physical Society. The author's name and affiliation and the bibliographic citation have been removed to protect the guilty.

Here's a "fluffy" abstract:



Lorem ipsum dolor sit amet, consectetur adipisicing elit, sed do eiusmod tempor incididunt ut labore et dolore magna aliqua. Ut enim ad minim veniam, quis nostrud exercitation ullamco laboris nisi ut aliquip ex ea commodo consequat. Duis aute irure dolor in reprehenderit in voluptate velit esse cillum dolore eu fugiat nulla pariatur. Excepteur sint occaecat cupidatat non proident, sunt in culpa qui officia deserunt mollit anim id est laborum. Lorem ipsum dolor sit amet, consectetur adipisicing elit, sed do eiusmod tempor incididunt ut labore et dolore magna aliqua. Ut enim ad minim veniam, quis nostrud exercitation ullamco laboris nisi ut aliquip ex ea commodo consequat. Duis aute irure dolor in reprehenderit in voluptate velit esse cillum dolore eu fugiat nulla pariatur esse cillum aute. **This presentation will discuss examples on using sXAS to study battery materials for both fundamental understanding and practical developments. We will showcase how sXAS fingerprints the battery operation by detecting the evolving electron states. Recent results on SEIs and Li-rich cathode materials will be discussed. Our results offer important information for improving Li batteries.**


Motivation? + Methods? + Results? + Conclusions?

23

The authors might as well have written the first two-thirds of this abstract in Latin—the audience would have gotten about as much out of it.

It's a mystery story, too

Energy and environment are two major concerns of the modern world. Transition to the sustainable clean energy globally in the future, however, depends on the development of next generation electrical energy storage systems. Among the energy storage techniques considered at present, rechargeable lithium-ion batteries, which are ubiquitous in today's portable electronic devices and now enable the electric vehicles, remain promising to facilitate the use of renewable energy on a large scale. For such application, transformational changes in battery technologies are critically needed, which require a fundamental understanding of the complex, interrelated physical and chemical processes between electrode materials and electrolytes. Soft x-ray absorption spectroscopy (sXAS) is a powerful tool to probe the chemical species and the electronic states with elemental sensitivity. This presentation will discuss examples on using sXAS to study battery materials for both fundamental understanding and practical developments. **We will showcase how sXAS fingerprints the battery operation by detecting the evolving electron states. Recent results on SEIs and Li-rich cathode materials will be discussed. Our results offer important information for improving Li batteries.**




Motivation + Methods? + Results? + Conclusions?

24

The whole abstract is maddeningly vague, and the promise that “all will be revealed” in the talk may not be enough of an incentive to get someone to actually come listen to it.

Read your draft abstract critically



Ideas are clear and concise
Language is precise and familiar to your audience
Statements are specific, quantitative, and objective
Conclusions are supported
Text is free of errors
Length limits are observed

25

Read your (almost-finished) abstract critically:

- Are ideas expressed clearly and concisely? Eliminate every superfluous word.
- Are the words you use precise and meaningful for your audience? Have you used standard nomenclature and notation? Have you defined all acronyms and avoided arcane jargon?
- Have you provided enough information to support your conclusions and show what you've contributed?
- Have you observed standard stylistic conventions? (third person/passive voice?) (objective, unemotional tone and emphasis?)
- Is the text free of grammatical mistakes and typographical errors?
- Does the length of the abstract conform to instructions from the journal or the meeting organizers?

From the Abstract Hall of Fame:

IOP PUBLISHING IOP FTC ►►►
 J. Phys. A: Math. Theor. 44 (2011) 492001 (5pp) JOURNAL OF PHYSICS A: MATHEMATICAL AND THEORETICAL
doi:10.1088/1751-8113/44/49/492001

FAST TRACK COMMUNICATION

Can apparent superluminal neutrino speeds be explained as a quantum weak measurement?

M V Berry¹, N Brunner¹, S Popescu¹ and P Shukla²

¹ H H Wills Physics Laboratory, Tyndall Avenue, Bristol BS8 1TL, UK

² Department of Physics, Indian Institute of Technology, Kharagpur, India

Received 12 October 2011, in final form 27 October 2011

Published 11 November 2011

Online at stacks.iop.org/JPhysA/44/492001

Abstract
Probably not.

PACS numbers: 03.65.Ta, 03.65.Xp, 14.60.Pq

Although this abstract violates the MMRC rule, it is one of Ms. P's favorites... 2

In the 2011, the OPERA collaboration published results that they had observed that neutrinos propagated at slightly faster than the speed of light. However, in 2012 the OPERA collaboration showed that experimental error was responsible for the anomalous result.

First author on this paper is Sir Michael Victor Berry, FRS, FRSE, FRSA. He is a mathematical physicist at the University of Bristol, England. He is known for the Berry phase, as well as Berry connection and Berry curvature.

Note that this paper confirms Hinchliffe's rule for titles.

To Recap:

Know thy audience!

Follow the MMRC recipe

Scale your abstract by adjusting the size of the “ingredients,” not by adding or omitting any

Eliminate introductory fluff

Don’t write “mystery-story” abstracts

Write with the expectation that you will rewrite



cmelliot@illinois.edu

<http://physics.illinois.edu/people/Celia/>

26

Notes: