

# CS 225

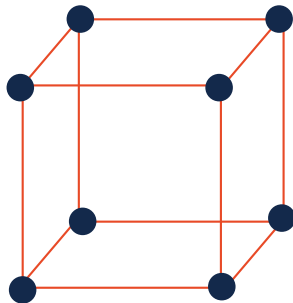
## Data Structures

*Feb. 18 – Iterators*

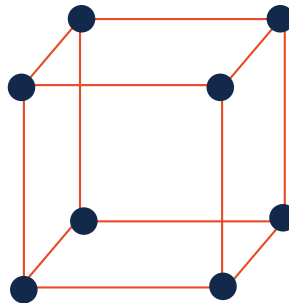

*G Carl Evans*

# Iterators

Suppose we want to look through every element in our data structure:



Iterators encapsulated access to our data:



| Cur. Location           | Cur. Data | Next |
|-------------------------|-----------|------|
| <code>ListNode *</code> |           |      |
| <code>index</code>      |           |      |
| <code>(x, y, z)</code>  |           |      |



# Iterators

Every class that implements an iterator has two pieces:

1. [Implementing Class]:



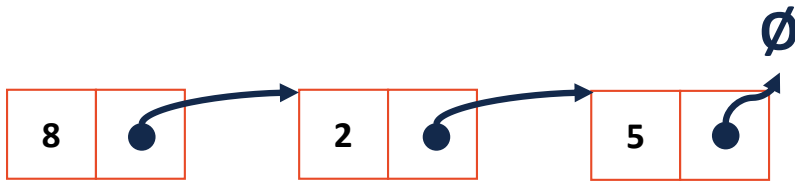

# Iterators

Every class that implements an iterator has two pieces:

## 2. [Implementing Class' Iterator]:

- Must have the **base class: `std::iterator`**
- **`std::iterator`** requires us to minimally implement:

Iterators encapsulated access to our data:



| ::begin | ::end |
|---------|-------|
|         |       |
|         |       |

## stlList.cpp

```
1 #include <list>
2 #include <string>
3 #include <iostream>
4
5 struct Animal {
6     std::string name, food;
7     bool big;
8     Animal(std::string name = "blob", std::string food = "you", bool big = true) :
9         name(name), food(food), big(big) { /* nothing */ }
10 };
11
12 int main() {
13     Animal g("giraffe", "leaves", true), p("penguin", "fish", false), b("bear");
14     std::vector<Animal> zoo;
15
16     zoo.push_back(g);
17     zoo.push_back(p);    // std::vector's insertAtEnd
18     zoo.push_back(b);
19
20     for ( std::vector<Animal>::iterator it = zoo.begin(); it != zoo.end(); it++ ) {
21         std::cout << (*it).name << " " << (*it).food << std::endl;
22     }
23
24     return 0;
25 }
```

## stlList.cpp

```
1 #include <list>
2 #include <string>
3 #include <iostream>
4
5 struct Animal {
6     std::string name, food;
7     bool big;
8     Animal(std::string name = "blob", std::string food = "you", bool big = true) :
9         name(name), food(food), big(big) { /* nothing */ }
10 };
11
12 int main() {
13     Animal g("giraffe", "leaves", true), p("penguin", "fish", false), b("bear");
14     std::vector<Animal> zoo;
15
16     zoo.push_back(g);
17     zoo.push_back(p);    // std::vector's insertAtEnd
18     zoo.push_back(b);
19
20     for ( auto it = zoo.begin(); it != zoo.end(); it++ ) {
21         std::cout << (*it).name << " " << (*it).food << std::endl;
22     }
23
24     return 0;
25 }
```



## stlList.cpp

```
1 #include <list>
2 #include <string>
3 #include <iostream>
4
5 struct Animal {
6     std::string name, food;
7     bool big;
8     Animal(std::string name = "blob", std::string food = "you", bool big = true) :
9         name(name), food(food), big(big) { /* none */ }
10 };
11
12 int main() {
13     Animal g("giraffe", "leaves", true), p("penguin", "fish", false), b("bear");
14     std::vector<Animal> zoo;
15
16     zoo.push_back(g);
17     zoo.push_back(p); // std::vector's insertAtEnd
18     zoo.push_back(b);
19
20     for ( const Animal & animal : zoo ) {
21         std::cout << animal.name << " " << animal.food << std::endl;
22     }
23
24     return 0;
25 }
```

# For Each and Iterators

```
for ( const TYPE & variable : collection ) {  
    // ...  
}
```

```
14 std::vector<Animal> zoo;  
   ...  
20 for ( const Animal & animal : zoo ) {  
21     std::cout << animal.name << " " << animal.food << std::endl;  
22 }
```

# For Each and Iterators

```
for ( const TYPE & variable : collection ) {  
    // ...  
}
```

```
14 std::vector<Animal> zoo;  
...  
20 for ( const Animal & animal : zoo ) {  
21     std::cout << animal.name << " " << animal.food << std::endl;  
22 }
```

```
.. std::multimap<std::string, Animal> zoo;  
...  
20 for ( const Animal & animal : zoo ) {  
21     std::cout << animal.name << " " << animal.food << std::endl;  
22 }
```

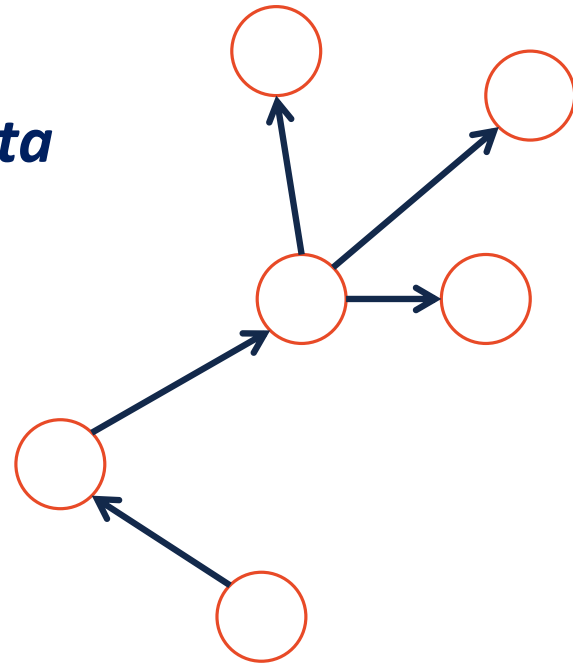
# Trees

*“The most important non-linear data structure in computer science.”*

*- David Knuth, The Art of Programming, Vol. 1*

**A tree is:**

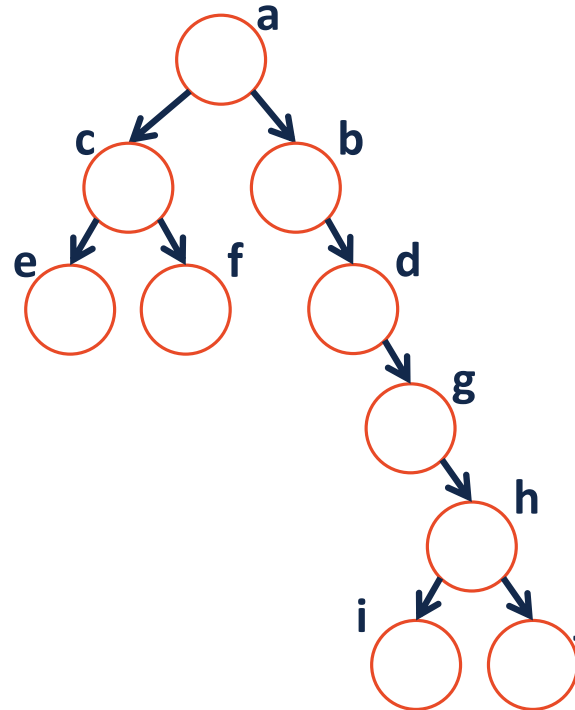
- 
- 



# More Specific Trees

We'll focus on **binary trees**:

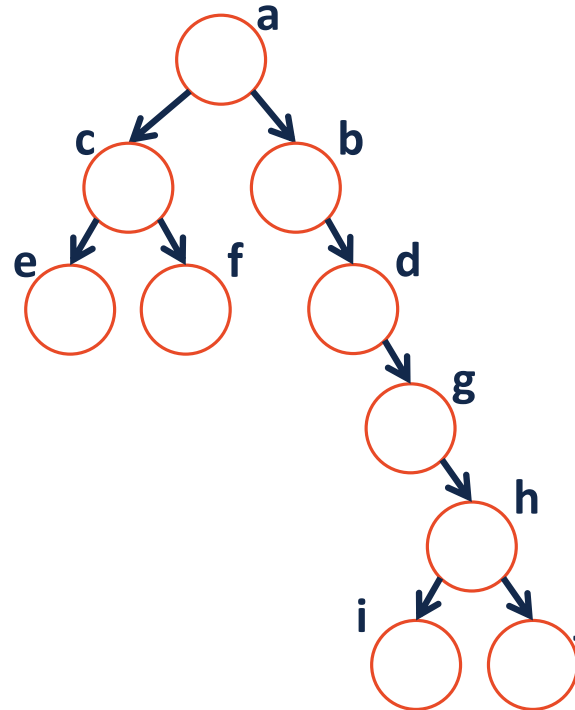
- A binary tree is **rooted** – every node can be reached via a path from the root



# More Specific Trees

We'll focus on **binary trees**:

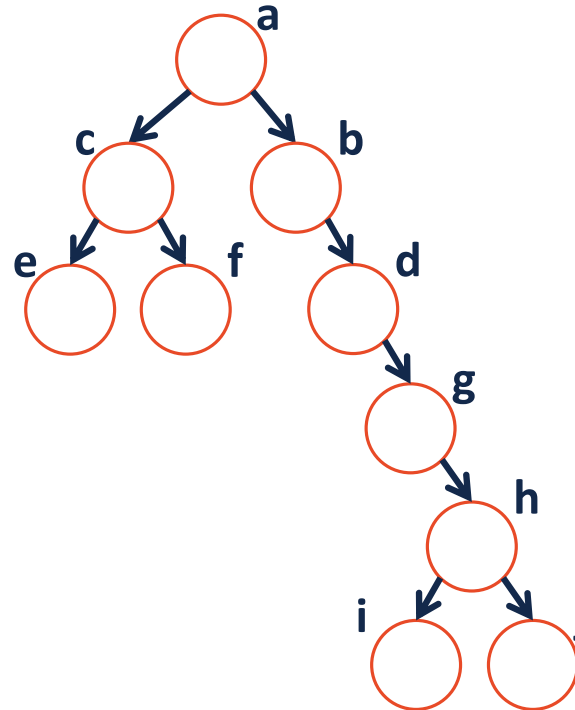
- A binary tree is **acyclic** – there are no cycles within the graph



# More Specific Trees

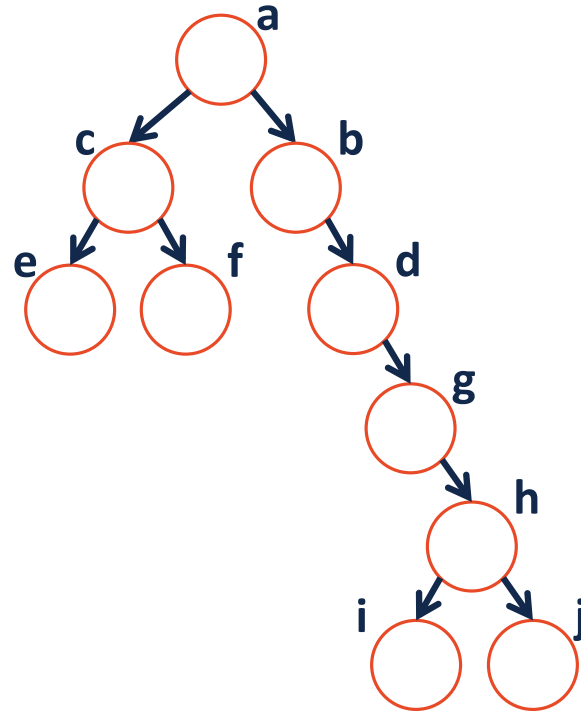
We'll focus on **binary trees**:

- A binary tree contains **two or fewer children** – where one is the “left child” and one is the “right child”:



# Tree Terminology

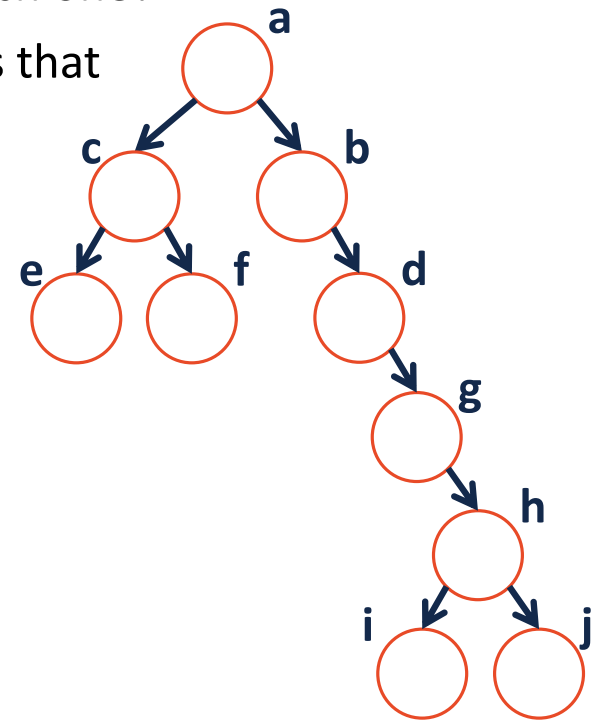
- What's the longest **English word** you can make using the **vertex** labels in the tree (repeats allowed)?





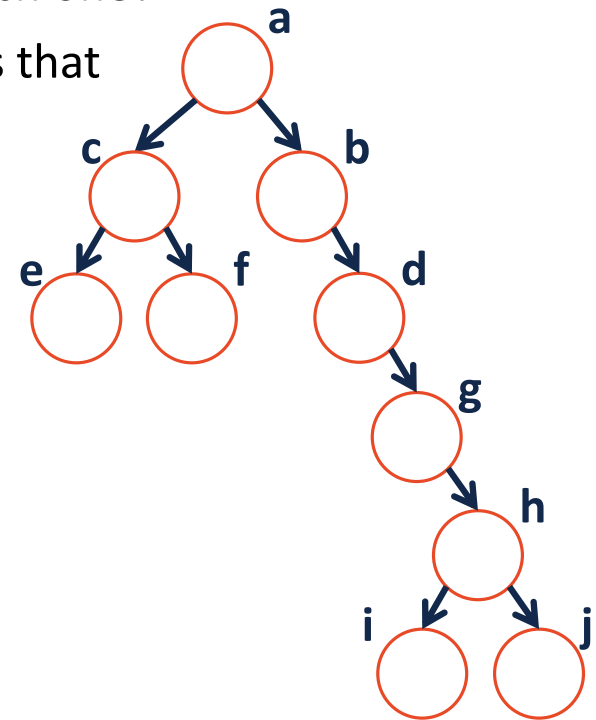
# Tree Terminology

- Find an **edge** that is not on the longest **path** in the tree. Give that edge a reasonable name.
- One of the vertices is called the **root** of the tree. Which one?
- Make an “word” containing the names of the vertices that have a **parent** but no **sibling**.
- How many parents does each vertex have?
- Which vertex has the fewest **children**?
- Which vertex has the most **ancestors**?
- Which vertex has the most **descendants**?
- List all the vertices in b’s left **subtree**.
- List all the **leaves** in the tree.



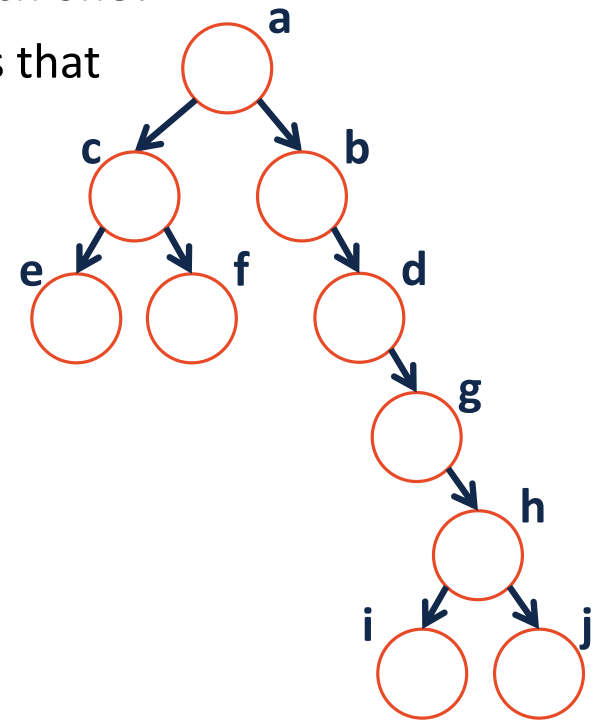
# Tree Terminology

- Find an **edge** that is not on the longest **path** in the tree. Give that edge a reasonable name.
- One of the vertices is called the **root** of the tree. Which one?
- Make an “word” containing the names of the vertices that have a **parent** but no **sibling**.
- How many parents does each vertex have?
- Which vertex has the fewest **children**?
- Which vertex has the most **ancestors**?
- Which vertex has the most **descendants**?
- List all the vertices in b’s left **subtree**.
- List all the **leaves** in the tree.



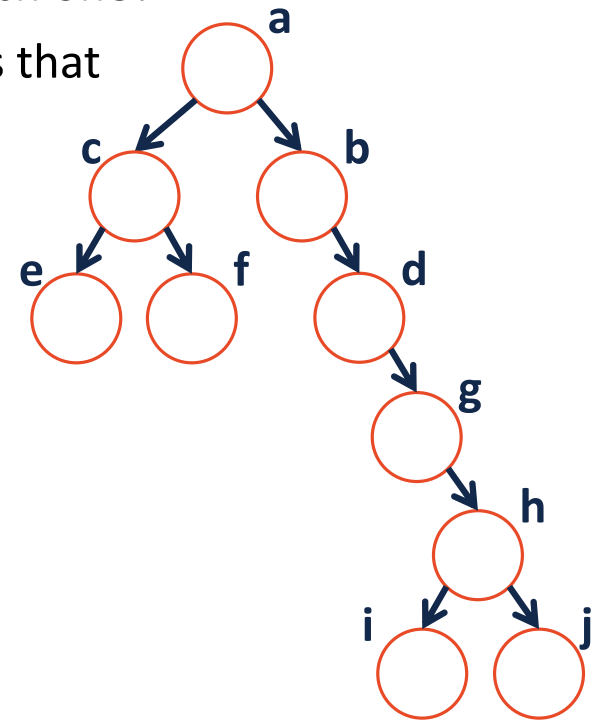
# Tree Terminology

- Find an **edge** that is not on the longest **path** in the tree. Give that edge a reasonable name.
- One of the vertices is called the **root** of the tree. Which one?
- Make an “word” containing the names of the vertices that have a **parent** but no **sibling**.
- How many parents does each vertex have?
- Which vertex has the fewest **children**?
- Which vertex has the most **ancestors**?
- Which vertex has the most **descendants**?
- List all the vertices in b’s left **subtree**.
- List all the **leaves** in the tree.



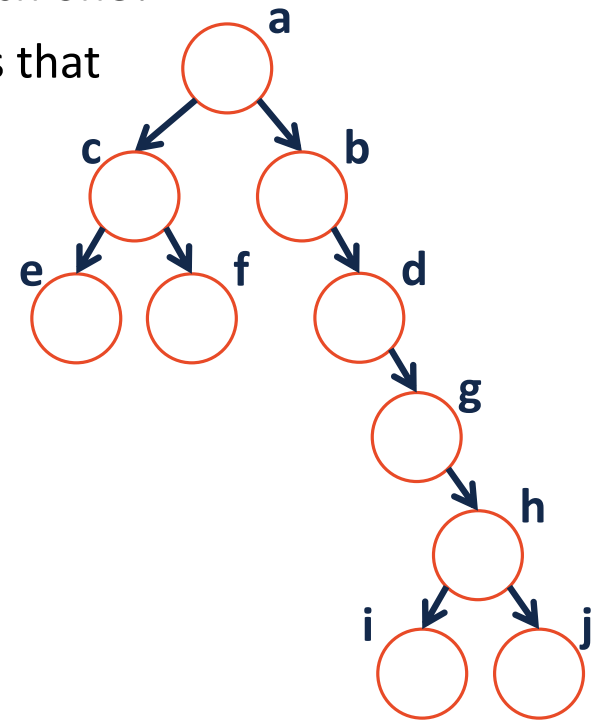
# Tree Terminology

- Find an **edge** that is not on the longest **path** in the tree. Give that edge a reasonable name.
- One of the vertices is called the **root** of the tree. Which one?
- Make an “word” containing the names of the vertices that have a **parent** but no **sibling**.
- How many parents does each vertex have?
- Which vertex has the fewest **children**?
- Which vertex has the most **ancestors**?
- Which vertex has the most **descendants**?
- List all the vertices in b’s left **subtree**.
- List all the **leaves** in the tree.



# Tree Terminology

- Find an **edge** that is not on the longest **path** in the tree. Give that edge a reasonable name.
- One of the vertices is called the **root** of the tree. Which one?
- Make an “word” containing the names of the vertices that have a **parent** but no **sibling**.
- How many parents does each vertex have?
- Which vertex has the fewest **children**?
- Which vertex has the most **ancestors**?
- Which vertex has the most **descendants**?
- List all the vertices in b’s left **subtree**.
- List all the **leaves** in the tree.



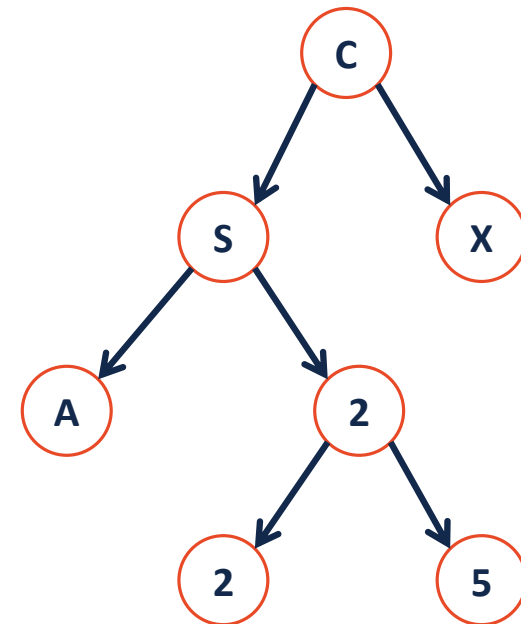
# Binary Tree – Defined

*A binary tree T is either:*

- 

**OR**

- 

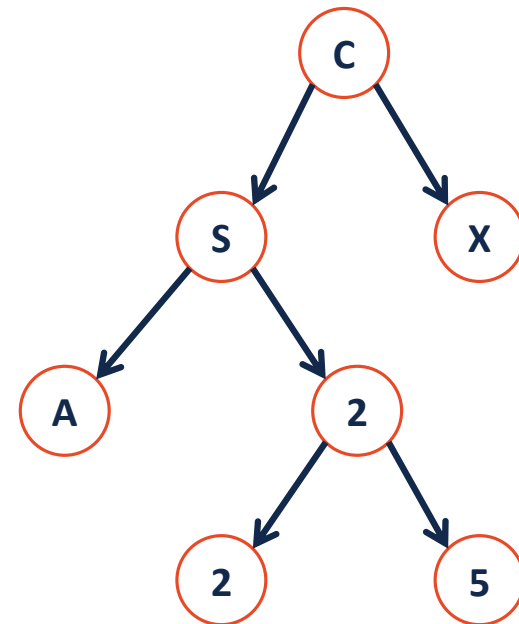


# Tree Property: height

***height(T)***: length of the longest path from the root to a leaf

**Given a binary tree T:**

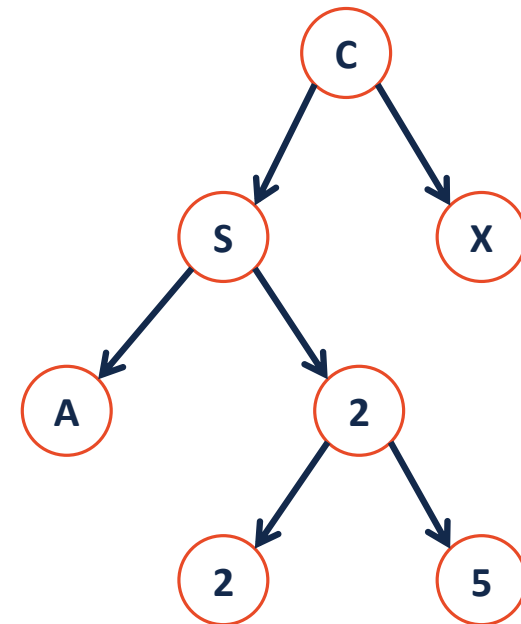
***height(T) =***



# Tree Property: full

A tree  $F$  is **full** if and only if:

- 1.
- 2.

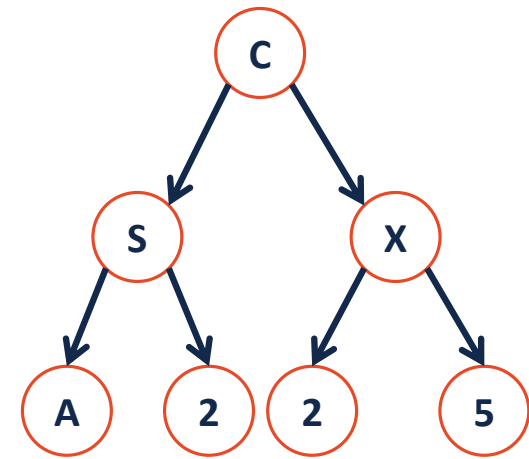




# Tree Property: perfect

A **perfect** tree  $P$  is:

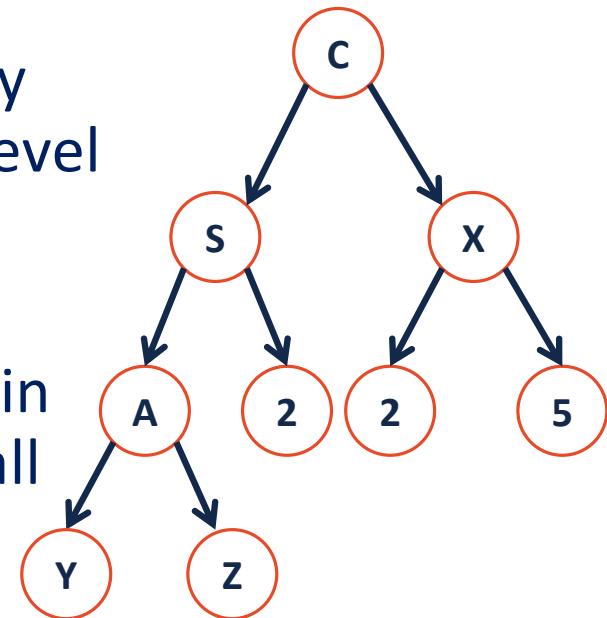
- 1.
- 2.



# Tree Property: complete

**Conceptually:** A perfect tree for every level except the last, where the last level is “pushed to the left”.

**Slightly more formal:** For any level  $k$  in  $[0, h-1]$ ,  $k$  has  $2^k$  nodes. For level  $h$ , all nodes are “pushed to the left”.



# Tree Property: complete

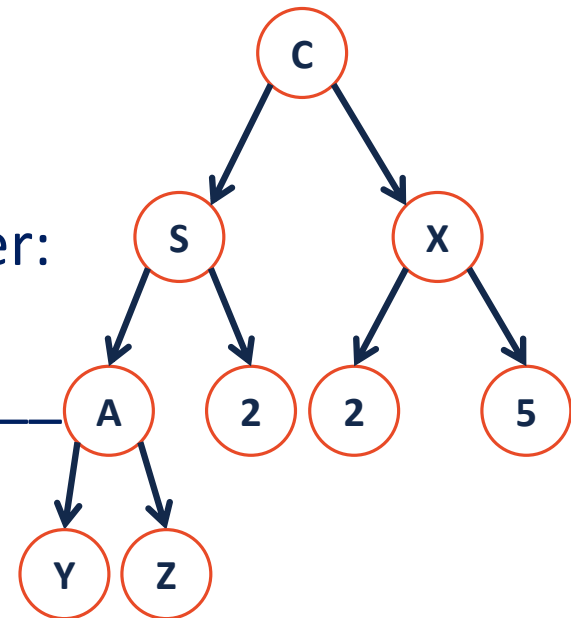
A **complete** tree  $C$  of height  $h$ ,  $C_h$ :

1.  $C_{-1} = \{\}$
2.  $C_h$  (where  $h > 0$ ) =  $\{r, T_L, T_R\}$  and either:

$T_L$  is \_\_\_\_\_ and  $T_R$  is \_\_\_\_\_

**OR**

$T_L$  is \_\_\_\_\_ and  $T_R$  is \_\_\_\_\_



# Tree Property: complete

Is every **full** tree **complete**?

If every **complete** tree **full**?

