


# Programming Languages and Compilers (CS 421)



Elsa L Gunter

2112 SC, UIUC

<http://courses.engr.illinois.edu/cs421>

Based in part on slides by Mattox Beckman, as updated by Vikram Adve and Gul Agha



# Programming Languages & Compilers

---

## Three Main Topics of the Course

I  
New  
Programming  
Paradigm

II  
Language  
Translation

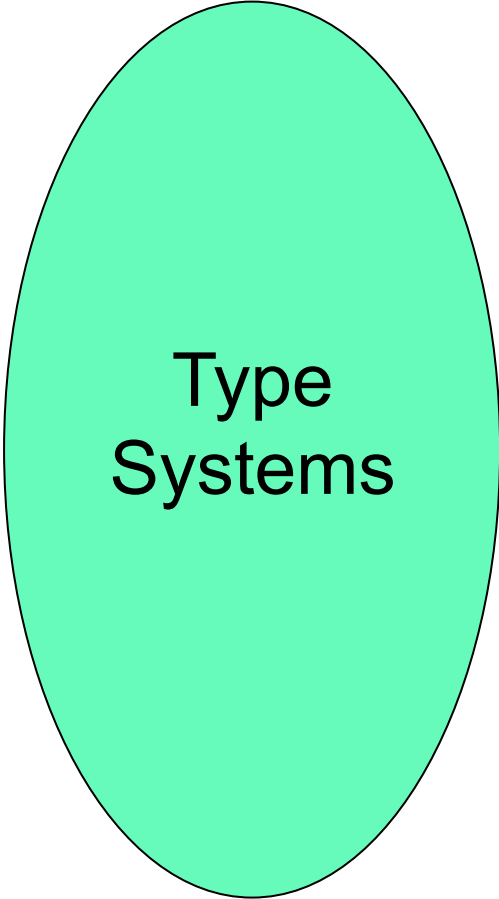
III  
Language  
Semantics



# Programming Languages & Compilers

---

## II : Language Translation



Type  
Systems



Lexing and  
Parsing



Interpretation

# Major Phases of a Compiler

Source Program

Lex

Tokens

Parse

Abstract Syntax

Semantic  
Analysis

Symbol Table

Translate

Intermediate  
Representation

Optimize

Optimized IR

Instruction  
Selection

Unoptimized Machine-  
Specific Assembly Language

Optimize

Optimized Machine-Specific  
Assembly Language

Emit code

Assembly Language

Assembler

Relocatable  
Object Code

Linker

Machine  
Code



# Where We Are Going Next?

---

- We want to turn strings (code) into computer instructions
- Done in phases
- Turn strings into abstract syntax trees (parse)
- Translate abstract syntax trees into executable instructions (interpret or compile)



# Meta-discourse

---

- Language Syntax and Semantics
- Syntax
  - Regular Expressions, DFSAs and NDFSAs
  - Grammars
- Semantics
  - Natural Semantics
  - Transition Semantics



# Language Syntax

---

- Syntax is the description of which strings of symbols are meaningful expressions in a language
- It takes more than syntax to understand a language; need meaning (semantics) too
- Syntax is the entry point



# Syntax of English Language

---

- Pattern 1

<b>Subject</b>	<b>Verb</b>
<i>David</i>	<i>sings</i>
<i>The dog</i>	<i>barked</i>
<i>Susan</i>	<i>yawned</i>

- Pattern 2

<b>Subject</b>	<b>Verb</b>	<b>Direct Object</b>
<i>David</i>	<i>sings</i>	<i>ballads</i>
<i>The professor</i>	<i>wants</i>	<i>to retire</i>
<i>The jury</i>	<i>found</i>	<i>the defendant guilty</i>





# Elements of Syntax

---

- Character set – previously always ASCII, now often 64 character sets
- Keywords – usually reserved
- Special constants – cannot be assigned to
- Identifiers – can be assigned to
- Operator symbols
- Delimiters (parenthesis, braces, brackets)
- Blanks (aka white space)



# Elements of Syntax

---

- Expressions

if ... then begin ... ; ... end else begin ... ; ... end

- Type expressions

*typexpr<sub>1</sub> -> typexpr<sub>2</sub>*

- Declarations (in functional languages)

let *pattern* = *expr*

- Statements (in imperative languages)

a = b + c

- Subprograms

let *pattern<sub>1</sub>* = *expr<sub>1</sub>* in *expr*



# Elements of Syntax

---

- Modules
- Interfaces
- Classes (for object-oriented languages)



# Lexing and Parsing

---

- Converting strings to abstract syntax trees done in two phases
  - **Lexing:** Converting string (or streams of characters) into lists (or streams) of tokens (the “words” of the language)
    - Specification Technique: Regular Expressions
  - **Parsing:** Convert a list of tokens into an abstract syntax tree
    - Specification Technique: BNF Grammars



# Formal Language Descriptions

---

- Regular expressions, regular grammars, finite state automata
- Context-free grammars, BNF grammars, syntax diagrams
- Whole family more of grammars and automata – covered in automata theory



# Grammars

---

- Grammars are formal descriptions of which strings over a given character set are in a particular language
- Language designers write grammar
- Language implementers use grammar to know what programs to accept
- Language users use grammar to know how to write legitimate programs



# Regular Expressions - Review

---

- Start with a given character set – **a, b, c...**
- Each character is a regular expression
  - It represents the set of one string containing just that character
  - $L(\mathbf{a}) = \{\mathbf{a}\}$



# Regular Expressions

---

- If **x** and **y** are regular expressions, then **xy** is a regular expression
  - It represents the set of all strings made from first a string described by **x** then a string described by **y**

If  $L(x) = \{a, ab\}$  and  $L(y) = \{c, d\}$   
then  $L(xy) = \{ac, ad, abc, abd\}$





# Regular Expressions

---

- If **x** and **y** are regular expressions, then **xvy** is a regular expression
  - It represents the set of strings described by either **x** or **y**

If  $L(x) = \{a, ab\}$  and  $L(y) = \{c, d\}$   
then  $L(x \vee y) = \{a, ab, c, d\}$



# Regular Expressions

---

- If  $x$  is a regular expression, then so is  $(x)$ 
  - It represents the same thing as  $x$
- If  $x$  is a regular expression, then so is  $x^*$ 
  - It represents strings made from concatenating zero or more strings from  $x$

If  $L(x) = \{a, ab\}$  then  $L(x^*) = \{\epsilon, a, ab, aa, aab, abab, \dots\}$

- $\epsilon$ 
  - It represents  $\{\epsilon\}$ , set containing the empty string
- $\emptyset$ 
  - It represents  $\{\}$ , the empty set



# Example Regular Expressions

---

- **$(0 \vee 1)^* 1$** 
  - The set of all strings of **0**'s and **1**'s ending in 1,  **$\{1, 01, 11, \dots\}$**
- **$a^* b (a^*)$** 
  - The set of all strings of a's and b's with exactly one b
- **$((01) \vee (10))^*$** 
  - You tell me
- Regular expressions (equivalently, regular grammars) important for lexing, breaking strings into recognized words



# Regular Grammars

---

- Subclass of BNF (covered in detail sool)
- Only rules of form  
 $\langle \text{nonterminal} \rangle ::= \langle \text{terminal} \rangle \langle \text{nonterminal} \rangle$  or  
 $\langle \text{nonterminal} \rangle ::= \langle \text{terminal} \rangle$  or  
 $\langle \text{nonterminal} \rangle ::= \epsilon$
- Defines same class of languages as regular expressions
- Important for writing lexers (programs that convert strings of characters into strings of tokens)
- Close connection to nondeterministic finite state automata – nonterminals  $\cong$  states; rule  $\cong$  edge



## Example

---

- Regular grammar:

$\langle \text{Balanced} \rangle ::= \varepsilon$

$\langle \text{Balanced} \rangle ::= 0 \langle \text{OneAndMore} \rangle$

$\langle \text{Balanced} \rangle ::= 1 \langle \text{ZeroAndMore} \rangle$

$\langle \text{OneAndMore} \rangle ::= 1 \langle \text{Balanced} \rangle$

$\langle \text{ZeroAndMore} \rangle ::= 0 \langle \text{Balanced} \rangle$

- Generates even length strings where every initial substring of even length has same number of 0's as 1's



## Example: Lexing

---

- Regular expressions good for describing lexemes (words) in a programming language
  - Identifier =  $(a \vee b \vee \dots \vee z \vee A \vee B \vee \dots \vee Z) (a \vee b \vee \dots \vee z \vee A \vee B \vee \dots \vee Z \vee 0 \vee 1 \vee \dots \vee 9)^*$
  - Digit =  $(0 \vee 1 \vee \dots \vee 9)$
  - Number =  $0 \vee (1 \vee \dots \vee 9)(0 \vee \dots \vee 9)^* \vee \sim (1 \vee \dots \vee 9)(0 \vee \dots \vee 9)^*$
  - Keywords: if = if, while = while,...



# Implementing Regular Expressions

---

- Regular expressions reasonable way to generate strings in language
- Not so good for recognizing when a string is in language
- Problems with Regular Expressions
  - which option to choose,
  - how many repetitions to make
- Answer: finite state automata
- Should have seen in CS374



# Lexing

---

- Different syntactic categories of “words”:  
tokens

Example:

- Convert sequence of characters into  
sequence of strings, integers, and floating  
point numbers.
- "asd 123 jkl 3.14" will become:  
[String "asd"; Int 123; String "jkl"; Float  
3.14]





# Lex, ocamllex

---

- Could write the reg exp, then translate to DFA by hand
  - A lot of work
- Better: Write program to take reg exp as input and automatically generates automata
- Lex is such a program
- ocamllex version for ocaml



## How to do it

---

- To use regular expressions to parse our input we need:
  - Some way to identify the input string — call it a lexing buffer
  - Set of regular expressions,
  - Corresponding set of actions to take when they are matched.



## How to do it

---

- The lexer will take the regular expressions and generate a state machine.
- The state machine will take our lexing buffer and apply the transitions...
- If we reach an accepting state from which we can go no further, the machine will perform the appropriate action.



# Mechanics

---

- Put table of reg exp and corresponding actions (written in ocaml) into a file *<filename>.ml*
- Call  

```
ocamllex <filename>.ml
```
- Produces Ocaml code for a lexical analyzer in file *<filename>.ml*



# Sample Input

---

```
rule main = parse
  ['0'-'9']+ { print_string "Int\n"}
  | ['0'-'9']+ '.' ['0'-'9']+ { print_string "Float\n"}
  | ['a'-'z']+ { print_string "String\n"}
  | _ { main lexbuf }
  {
  let newlexbuf = (Lexing.from_channel stdin) in
  print_string "Ready to lex.\n";
  main newlexbuf
  }
```



# General Input

---

{ *header* }

let *ident* = *regex* ...

rule *entrypoint* [*arg1*... *argn*] = parse  
    *regex* { *action* }

| ...

| *regex* { *action* }

and *entrypoint* [*arg1*... *argn*] =  
    parse ...and ...

{ *trailer* }



# Ocamlex Input

---

- *header* and *trailer* contain arbitrary ocaml code put at top and bottom of *<filename>.ml*
- `let ident = regexp ...` Introduces *ident* for use in later regular expressions



# Ocamlex Input

---

- *<filename>.ml* contains one lexing function per *entrypoint*
  - Name of function is name given for *entrypoint*
  - Each entry point becomes an Ocaml function that takes  $n+1$  arguments, the extra implicit last argument being of type `Lexing.lexbuf`
- *arg1... argn* are for use in *action*





# Ocamlex Regular Expression

---

- Single quoted characters for letters:  
‘a’
- `_`: (underscore) matches any letter
- `Eof`: special “end\_of\_file” marker
- Concatenation same as usual
- “*string*”: concatenation of sequence of characters
- $e_1 / e_2$ : choice - what was  $e_1 \vee e_2$



# Ocamlex Regular Expression

---

- $[c_1 - c_2]$ : choice of any character between first and second inclusive, as determined by character codes
- $[^c_1 - c_2]$ : choice of any character NOT in set
- $e^*$ : same as before
- $e+$ : same as  $e e^*$
- $e?$ : option - was  $e_1 \vee \varepsilon$



# Ocamlex Regular Expression

---

- $e_1 \# e_2$ : the characters in  $e_1$  but not in  $e_2$ ;  $e_1$  and  $e_2$  must describe just sets of characters
- *ident*: abbreviation for earlier reg exp in `let ident = regexp`
- $e_1$  *as* *id*: binds the result of  $e_1$  to *id* to be used in the associated *action*



# Ocamllex Manual

---

- More details can be found at

<http://caml.inria.fr/pub/docs/manual-ocaml/lex yacc.html>



## Example : test.ml

---

```
{ type result = Int of int | Float of float |  
  String of string }
```

```
let digit = ['0'-'9']
```

```
let digits = digit +
```

```
let lower_case = ['a'-'z']
```

```
let upper_case = ['A'-'Z']
```

```
let letter = upper_case | lower_case
```

```
let letters = letter +
```



## Example : test.mll

---

```
rule main = parse
  (digits)'.'digits as f { Float (float_of_string f) }
| digits as n           { Int (int_of_string n) }
| letters as s          { String s}
| _ { main lexbuf }
{ let newlexbuf = (Lexing.from_channel stdin) in
  print_string "Ready to lex.";
  print_newline ();
  main newlexbuf }
```



## Example

---

```
# #use "test.ml";;
```

```
...
```

```
val main : Lexing.lexbuf -> result = <fun>
```

```
val __ocaml_lex_main_rec : Lexing.lexbuf -> int ->  
  result = <fun>
```

Ready to lex.

hi there 234 5.2

```
- : result = String "hi"
```

What happened to the rest?!?



## Example

---

```
# let b = Lexing.from_channel stdin;;
```

```
# main b;;
```

```
hi 673 there
```

```
- : result = String "hi"
```

```
# main b;;
```

```
- : result = Int 673
```

```
# main b;;
```

```
- : result = String "there"
```





# Your Turn

---

- Work on MP4
  - Add a few keywords
  - Implement booleans and unit
  - Implement Ints and Floats
  - Implement identifiers



## Problem

---

- How to get lexer to look at more than the first token at one time?
- Answer: *action* has to tell it to -- recursive calls
- Side Benefit: can add “state” into lexing
- Note: already used this with the `_` case



# Example

---

rule main = parse

(digits) '.' digits as f { Float

(float\_of\_string f) :: **main lexbuf**}

| digits as n { Int (int\_of\_string n) ::  
**main lexbuf** }

| letters as s { String s :: **main**  
**lexbuf**}

| eof { [] }

| \_ { **main lexbuf** }



## Example Results

---

Ready to lex.

hi there 234 5.2

- : result list = [String "hi"; String "there"; Int 234; Float 5.2]

#

Used Ctrl-d to send the end-of-file signal



# Dealing with comments

---

## First Attempt

```
let open_comment = "("*
```

```
let close_comment = "*"
```

```
rule main = parse
```

```
  (digits) '.' digits as f { Float (float_of_string  
f) :: main lexbuf }
```

```
| digits as n           { Int (int_of_string n) ::  
main lexbuf }
```

```
| letters as s          { String s :: main lexbuf }
```



# Dealing with comments

---

| **open\_comment** { comment lexbuf }

| eof { [] }

| \_ { main lexbuf }

and comment = parse

**close\_comment** { main lexbuf }

| \_ { comment lexbuf }



# Dealing with nested comments

---

rule main = parse ...

| open\_comment { comment 1 lexbuf }

| eof { [] }

| \_ { main lexbuf }

and comment **depth** = parse

open\_comment { comment (**depth+1**)  
lexbuf }

| close\_comment { if **depth = 1**  
then main lexbuf  
**else** comment (**depth - 1**) lexbuf }

| \_ { comment depth lexbuf }



# Dealing with nested comments

---

rule main = parse

(digits) '.' digits as f { Float (float\_of\_string f) ::  
main lexbuf }

| digits as n { Int (int\_of\_string n) :: main  
lexbuf }

| letters as s { String s :: main lexbuf }

| open\_comment { (comment 1 lexbuf }

| eof { [] }

| \_ { main lexbuf }





# Dealing with nested comments

---

and comment depth = parse

open\_comment { comment (depth+1) lexbuf }

| close\_comment { if depth = 1

then main lexbuf

else comment (depth - 1) lexbuf }

| \_ { comment depth lexbuf }



# Types of Formal Language Descriptions

---

- Regular expressions, regular grammars
- Context-free grammars, BNF grammars, syntax diagrams
- Finite state automata
  
- Whole family more of grammars and automata – covered in automata theory



# Sample Grammar

---

- Language: Parenthesized sums of 0's and 1's
- $\langle \text{Sum} \rangle ::= 0$
- $\langle \text{Sum} \rangle ::= 1$
- $\langle \text{Sum} \rangle ::= \langle \text{Sum} \rangle + \langle \text{Sum} \rangle$
- $\langle \text{Sum} \rangle ::= (\langle \text{Sum} \rangle)$



# BNF Grammars

---

- Start with a set of characters, **a,b,c,...**
  - We call these *terminals*
- Add a set of different characters, **X,Y,Z,**  
...
  - We call these *nonterminals*
- One special nonterminal **S** called *start symbol*



# BNF Grammars

---

- BNF rules (aka *productions*) have form

$$\mathbf{X} ::= y$$

where  $\mathbf{X}$  is any nonterminal and  $y$  is a string of terminals and nonterminals

- BNF *grammar* is a set of BNF rules such that every nonterminal appears on the left of some rule



# Sample Grammar

---

- Terminals: 0 1 + ( )
- Nonterminals:  $\langle \text{Sum} \rangle$
- Start symbol =  $\langle \text{Sum} \rangle$
  
- $\langle \text{Sum} \rangle ::= 0$
- $\langle \text{Sum} \rangle ::= 1$
- $\langle \text{Sum} \rangle ::= \langle \text{Sum} \rangle + \langle \text{Sum} \rangle$
- $\langle \text{Sum} \rangle ::= (\langle \text{Sum} \rangle)$
- Can be abbreviated as
$$\langle \text{Sum} \rangle ::= 0 \mid 1 \mid \langle \text{Sum} \rangle + \langle \text{Sum} \rangle \mid (\langle \text{Sum} \rangle)$$



## BNF Derivations

---

- Given rules

$$\mathbf{X} ::= y\mathbf{Z}w \text{ and } \mathbf{Z} ::= v$$

we may replace  $\mathbf{Z}$  by  $v$  to say

$$\mathbf{X} \Rightarrow y\mathbf{Z}w \Rightarrow yvw$$

- Sequence of such replacements called *derivation*
- Derivation called *right-most* if always replace the right-most non-terminal



# BNF Derivations

---

- Start with the start symbol:

$\langle \text{Sum} \rangle \Rightarrow$





# BNF Derivations

---

- Pick a non-terminal

**<Sum>** =>



# BNF Derivations

---

- Pick a rule and substitute:

- $\langle \text{Sum} \rangle ::= \langle \text{Sum} \rangle + \langle \text{Sum} \rangle$

$\langle \text{Sum} \rangle \Rightarrow \langle \text{Sum} \rangle + \langle \text{Sum} \rangle$



# BNF Derivations

---

- Pick a non-terminal:

$\langle \text{Sum} \rangle \Rightarrow \langle \text{Sum} \rangle + \langle \text{Sum} \rangle$



# BNF Derivations

---

- Pick a rule and substitute:

- $\langle \text{Sum} \rangle ::= ( \langle \text{Sum} \rangle )$

$$\langle \text{Sum} \rangle \Rightarrow \langle \text{Sum} \rangle + \langle \text{Sum} \rangle$$

$$\Rightarrow ( \langle \text{Sum} \rangle ) + \langle \text{Sum} \rangle$$



# BNF Derivations

---

- Pick a non-terminal:

$$\begin{aligned}\langle \text{Sum} \rangle & \Rightarrow \langle \text{Sum} \rangle + \langle \text{Sum} \rangle \\ & \Rightarrow ( \langle \text{Sum} \rangle ) + \langle \text{Sum} \rangle\end{aligned}$$



# BNF Derivations

---

- Pick a rule and substitute:

- $\langle \text{Sum} \rangle ::= \langle \text{Sum} \rangle + \langle \text{Sum} \rangle$

$\langle \text{Sum} \rangle \Rightarrow \langle \text{Sum} \rangle + \langle \text{Sum} \rangle$

$\Rightarrow ( \langle \text{Sum} \rangle ) + \langle \text{Sum} \rangle$

$\Rightarrow ( \langle \text{Sum} \rangle + \langle \text{Sum} \rangle ) + \langle \text{Sum} \rangle$



# BNF Derivations

---

- Pick a non-terminal:

$$\begin{aligned}\langle \text{Sum} \rangle & \Rightarrow \langle \text{Sum} \rangle + \langle \text{Sum} \rangle \\ & \Rightarrow ( \langle \text{Sum} \rangle ) + \langle \text{Sum} \rangle \\ & \Rightarrow ( \langle \text{Sum} \rangle + \langle \text{Sum} \rangle ) + \langle \text{Sum} \rangle\end{aligned}$$



# BNF Derivations

---

- Pick a rule and substitute:

- $\langle \text{Sum} \rangle ::= 1$

$\langle \text{Sum} \rangle \Rightarrow \langle \text{Sum} \rangle + \langle \text{Sum} \rangle$

$\Rightarrow ( \langle \text{Sum} \rangle ) + \langle \text{Sum} \rangle$

$\Rightarrow ( \langle \text{Sum} \rangle + \langle \text{Sum} \rangle ) + \langle \text{Sum} \rangle$

$\Rightarrow ( \langle \text{Sum} \rangle + 1 ) + \langle \text{Sum} \rangle$





# BNF Derivations

---

- Pick a non-terminal:

$$\begin{aligned}\langle \text{Sum} \rangle &\Rightarrow \langle \text{Sum} \rangle + \langle \text{Sum} \rangle \\ &\Rightarrow ( \langle \text{Sum} \rangle ) + \langle \text{Sum} \rangle \\ &\Rightarrow ( \langle \text{Sum} \rangle + \langle \text{Sum} \rangle ) + \langle \text{Sum} \rangle \\ &\Rightarrow ( \langle \text{Sum} \rangle + 1 ) + \langle \text{Sum} \rangle\end{aligned}$$



# BNF Derivations

---

- Pick a rule and substitute:

- $\langle \text{Sum} \rangle ::= 0$

$\langle \text{Sum} \rangle \Rightarrow \langle \text{Sum} \rangle + \langle \text{Sum} \rangle$

$\Rightarrow ( \langle \text{Sum} \rangle ) + \langle \text{Sum} \rangle$

$\Rightarrow ( \langle \text{Sum} \rangle + \langle \text{Sum} \rangle ) + \langle \text{Sum} \rangle$

$\Rightarrow ( \langle \text{Sum} \rangle + 1 ) + \langle \text{Sum} \rangle$

$\Rightarrow ( \langle \text{Sum} \rangle + 1 ) + 0$



# BNF Derivations

---

- Pick a non-terminal:

$$\begin{aligned}\langle \text{Sum} \rangle &\Rightarrow \langle \text{Sum} \rangle + \langle \text{Sum} \rangle \\ &\Rightarrow ( \langle \text{Sum} \rangle ) + \langle \text{Sum} \rangle \\ &\Rightarrow ( \langle \text{Sum} \rangle + \langle \text{Sum} \rangle ) + \langle \text{Sum} \rangle \\ &\Rightarrow ( \langle \text{Sum} \rangle + 1 ) + \langle \text{Sum} \rangle \\ &\Rightarrow ( \langle \text{Sum} \rangle + 1 ) + 0\end{aligned}$$



# BNF Derivations

---

- Pick a rule and substitute

- $\langle \text{Sum} \rangle ::= 0$

$\langle \text{Sum} \rangle \Rightarrow \langle \text{Sum} \rangle + \langle \text{Sum} \rangle$

$\Rightarrow ( \langle \text{Sum} \rangle ) + \langle \text{Sum} \rangle$

$\Rightarrow ( \langle \text{Sum} \rangle + \langle \text{Sum} \rangle ) + \langle \text{Sum} \rangle$

$\Rightarrow ( \langle \text{Sum} \rangle + 1 ) + \langle \text{Sum} \rangle$

$\Rightarrow ( \langle \text{Sum} \rangle + 1 ) 0$

$\Rightarrow ( 0 + 1 ) + 0$




# BNF Derivations

---

- $( 0 + 1 ) + 0$  is generated by grammar

$$\begin{aligned} \langle \text{Sum} \rangle & \Rightarrow \langle \text{Sum} \rangle + \langle \text{Sum} \rangle \\ & \Rightarrow ( \langle \text{Sum} \rangle ) + \langle \text{Sum} \rangle \\ & \Rightarrow ( \langle \text{Sum} \rangle + \langle \text{Sum} \rangle ) + \langle \text{Sum} \rangle \\ & \Rightarrow ( \langle \text{Sum} \rangle + 1 ) + \langle \text{Sum} \rangle \\ & \Rightarrow ( \langle \text{Sum} \rangle + 1 ) + 0 \\ & \Rightarrow ( 0 + 1 ) + 0 \end{aligned}$$



$\langle \text{Sum} \rangle ::= 0 \mid 1 \mid \langle \text{Sum} \rangle + \langle \text{Sum} \rangle \mid (\langle \text{Sum} \rangle)$

---

$\langle \text{Sum} \rangle \Rightarrow$