

# Plan of the Lecture

- ▶ **Review:** prototype 2nd-order system
- ▶ **Today's topic:** transient response specifications

*Goal:* develop formulas and intuition for various features of the transient response: rise time, overshoot, settling time.

*Reading:* FPE, Sections 3.3–3.4; lab manual

## Prototype 2nd-Order System

$$H(s) = \frac{\omega_n^2}{s^2 + 2\zeta\omega_n s + \omega_n^2}$$

By the quadratic formula, the poles are:

$$\begin{aligned} s &= -\zeta\omega_n \pm \omega_n\sqrt{\zeta^2 - 1} \\ &= -\omega_n \left( \zeta \pm \sqrt{\zeta^2 - 1} \right) \end{aligned}$$

The nature of the poles changes depending on  $\zeta$ :

- ▶  $\zeta > 1$       both poles are real and negative
- ▶  $\zeta = 1$       one negative pole
- ▶  $\zeta < 1$       two complex poles with negative real parts

$$s = -\sigma \pm j\omega_d$$

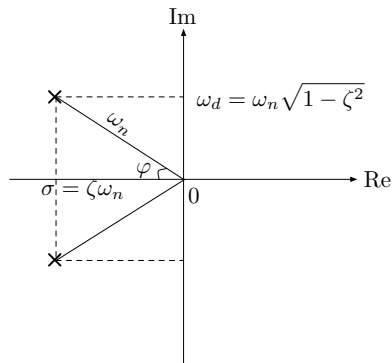
where  $\sigma = \zeta\omega_n$ ,  $\omega_d = \omega_n\sqrt{1 - \zeta^2}$

## Prototype 2nd-Order System

$$H(s) = \frac{\omega_n^2}{s^2 + 2\zeta\omega_n s + \omega_n^2}, \quad \zeta < 1$$

The poles are

$$s = -\zeta\omega_n \pm j\omega_n\sqrt{1-\zeta^2} = -\sigma \pm j\omega_d$$



Note that

$$\begin{aligned}\sigma^2 + \omega_d^2 &= \zeta^2\omega_n^2 + \omega_n^2 - \zeta^2\omega_n^2 \\ &= \omega_n^2\end{aligned}$$

$$\cos \varphi = \frac{\zeta\omega_n}{\omega_n} = \zeta$$

## 2nd-Order Response

Let's compute the system's impulse and step response:

$$H(s) = \frac{\omega_n^2}{s^2 + 2\zeta\omega_n s + \omega_n^2} = \frac{\omega_n^2}{(s + \sigma)^2 + \omega_d^2}$$

► Impulse response:

$$\begin{aligned}h(t) &= \mathcal{L}^{-1}\{H(s)\} = \mathcal{L}^{-1}\left\{\frac{(\omega_n^2/\omega_d)\omega_d}{(s + \sigma)^2 + \omega_d^2}\right\} \\ &= \frac{\omega_n^2}{\omega_d} e^{-\sigma t} \sin(\omega_d t) \quad (\text{table, \# 20})\end{aligned}$$

► Step response:

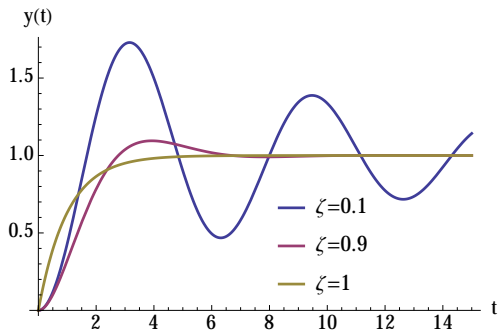
$$\begin{aligned}\mathcal{L}^{-1}\left\{\frac{H(s)}{s}\right\} &= \mathcal{L}^{-1}\left\{\frac{\sigma^2 + \omega_d^2}{s[(s + \sigma)^2 + \omega_d^2]}\right\} \\ &= 1 - e^{-\sigma t} \left(\cos(\omega_d t) + \frac{\sigma}{\omega_d} \sin(\omega_d t)\right) \quad (\text{table, \#21})\end{aligned}$$

## 2nd-Order Step Response

$$H(s) = \frac{\omega_n^2}{s^2 + 2\zeta\omega_n s + \omega_n^2} = \frac{\omega_n^2}{(s + \sigma)^2 + \omega_d^2}$$

$$u(t) = 1(t) \quad \rightarrow \quad y(t) = 1 - e^{-\sigma t} \left( \cos(\omega_d t) + \frac{\sigma}{\omega_d} \sin(\omega_d t) \right)$$

where  $\sigma = \zeta\omega_n$  and  $\omega_d = \omega_n\sqrt{1 - \zeta^2}$  (damped frequency)



The parameter  $\zeta$  is called the *damping ratio*

- ▶  $\zeta > 1$ : system is overdamped
- ▶  $\zeta < 1$ : system is underdamped
- ▶  $\zeta = 0$ : no damping ( $\omega_d = \omega_n$ )

## 2nd-Order Step Response

$$H(s) = \frac{\omega_n^2}{s^2 + 2\zeta\omega_n s + \omega_n^2} = \frac{\omega_n^2}{(s + \sigma)^2 + \omega_d^2}$$

$$u(t) = 1(t) \quad \longrightarrow \quad y(t) = 1 - e^{-\sigma t} \left( \cos(\omega_d t) + \frac{\sigma}{\omega_d} \sin(\omega_d t) \right)$$

where  $\sigma = \zeta\omega_n$  and  $\omega_d = \omega_n\sqrt{1 - \zeta^2}$  (damped frequency)

We will see that the parameters  $\zeta$  and  $\omega_n$  determine certain important features of the transient part of the above step response.

We will also learn how to pick  $\zeta$  and  $\omega_n$  in order to *shape* these features according to given *specifications*.

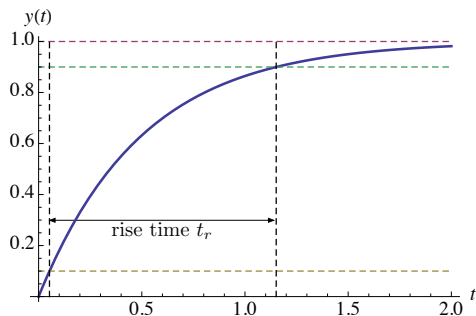
## Transient Response Specifications: Rise Time

Let's first take a look at *1st-order step response*

$$H(s) = \frac{a}{s+a}, \quad a > 0 \quad (\text{stable pole})$$

DC gain = 1 (by FVT)

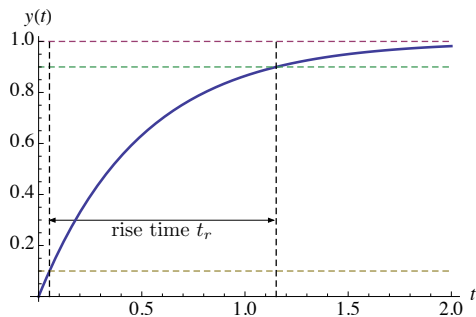
Step response: 
$$Y(s) = \frac{H(s)}{s} = \frac{a}{s(s+a)} = \frac{1}{s} - \frac{1}{s+a}$$
$$y(t) = \mathcal{L}^{-1}\{Y(s)\} = 1(t) - e^{-at}$$



Rise time  $t_r$ : the time it takes to get from 10% of steady-state value to 90%

## Rise Time

Step response:  $y(t) = 1(t) - e^{-at}$



Rise time  $t_r$ : the time it takes to get from 10% of steady-state value to 90%

In this example, it is easy to compute  $t_r$  analytically:

$$1 - e^{-at_{0.1}} = 0.1 \quad e^{-at_{0.1}} = 0.9 \quad t_{0.1} = -\frac{\ln 0.9}{a}$$

$$1 - e^{-at_{0.9}} = 0.9 \quad e^{-at_{0.9}} = 0.1 \quad t_{0.9} = -\frac{\ln 0.1}{a}$$

$$t_r = t_{0.9} - t_{0.1} = \frac{\ln 0.9 - \ln 0.1}{a} = \frac{\ln 9}{a} \approx \frac{2.2}{a}$$

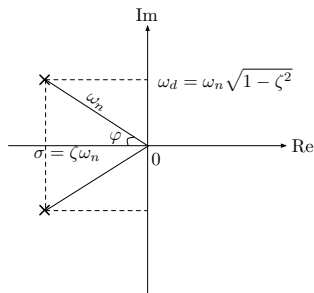


## Transient Response Specs

Now let's consider the more interesting case: *2nd-order response*

$$H(s) = \frac{\omega_n^2}{s^2 + 2\zeta\omega_n s + \omega_n^2} = \frac{\omega_n^2}{(s + \sigma)^2 + \omega_d^2}$$

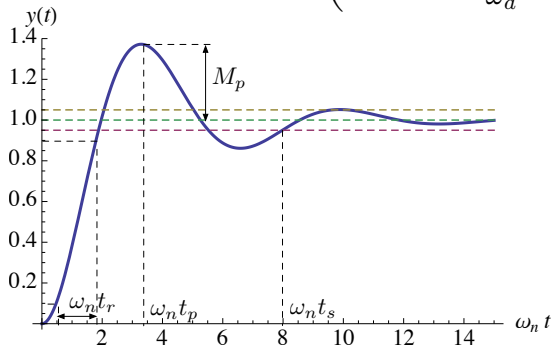
where  $\sigma = \zeta\omega_n$   $\omega_d = \omega_n\sqrt{1 - \zeta^2}$  ( $\zeta < 1$ )



Step response:  $y(t) = 1 - e^{-\sigma t} \left( \cos(\omega_d t) + \frac{\sigma}{\omega_d} \sin(\omega_d t) \right)$

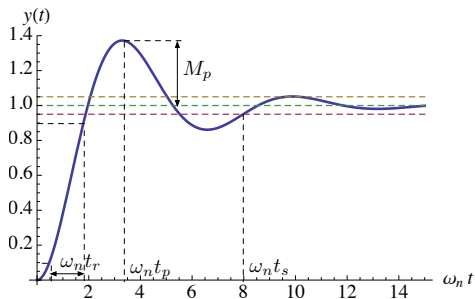
## Transient-Response Specs

Step response: 
$$y(t) = 1 - e^{-\sigma t} \left( \cos(\omega_d t) + \frac{\sigma}{\omega_d} \sin(\omega_d t) \right)$$



- ▶ rise time  $t_r$  — time to get from  $0.1y(\infty)$  to  $0.9y(\infty)$
- ▶ overshoot  $M_p$  and peak time  $t_p$
- ▶ settling time  $t_s$  — first time for transients to decay to within a specified small percentage of  $y(\infty)$  and stay in that range (we will usually worry about 5% settling time)

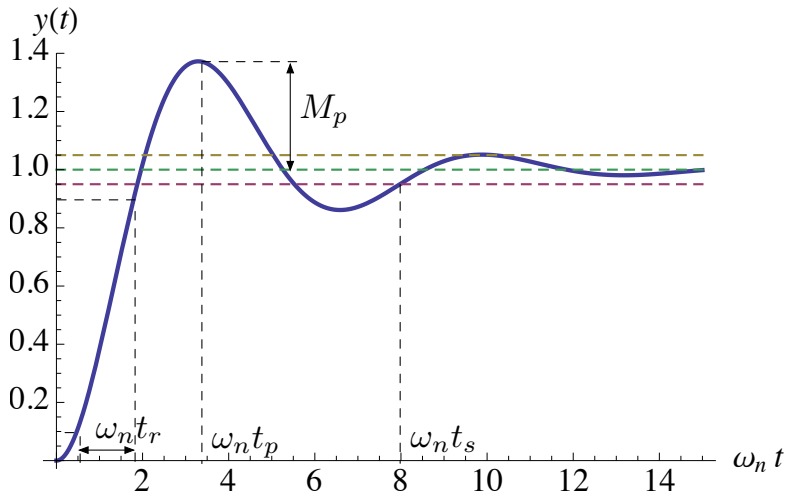
## Transient-Response (or Time-Domain) Specs



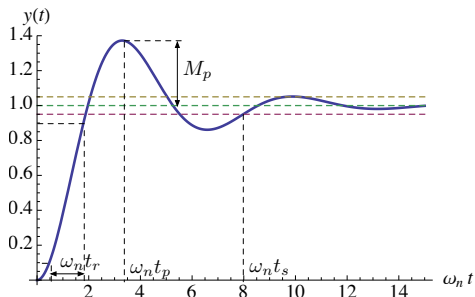
Do we want these quantities to be large or small?

- ▶  $t_r$  small
- ▶  $M_p$  small
- ▶  $t_p$  small
- ▶  $t_s$  small

Trade-offs among specs: decrease  $t_r \rightarrow$  increase  $M_p$ , etc.



## Formulas for TD Specs: Rise Time



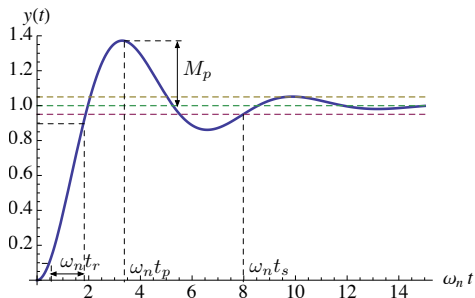
Rise time  $t_r$  — hard to calculate analytically.

Empirically, on the normalized time scale ( $t \rightarrow \omega_n t$ ), rise times are *approximately* the same

$$\omega_n t_r \approx 1.8 \quad (\text{exact for } \zeta = 0.5)$$

So, we will work with  $t_r \approx \frac{1.8}{\omega_n}$  (good approx. when  $\zeta \approx 0.5$ )

## Formulas for TD Specs: Overshoot & Peak Time



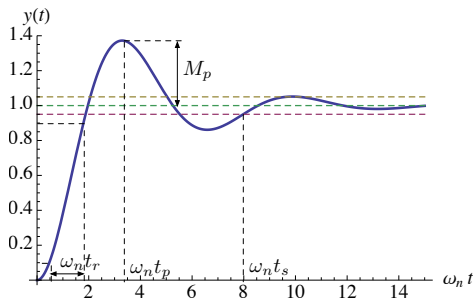
$t_p$  is the *first time*  $t > 0$  when  $y'(t) = 0$

$$y(t) = 1 - e^{-\sigma t} \left( \cos(\omega_d t) + \frac{\sigma}{\omega_d} \sin(\omega_d t) \right)$$

$$y'(t) = \left( \frac{\sigma^2}{\omega_d} + \omega_d \right) e^{-\sigma t} \sin(\omega_d t) = 0 \text{ when } \omega_d t = 0, \pi, 2\pi, \dots$$

$$\text{so } t_p = \frac{\pi}{\omega_d}$$

## Formulas for TD Specs: Overshoot & Peak Time

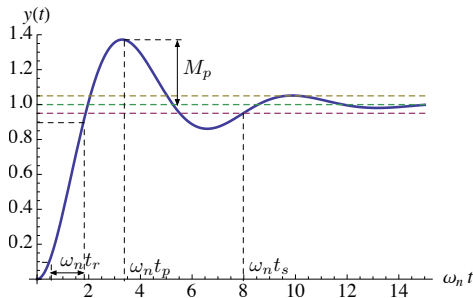


We have just computed  $t_p = \frac{\pi}{\omega_d}$

To find  $M_p$ , plug this value into  $y(t)$ :

$$\begin{aligned} M_p &= y(t_p) - 1 = -e^{-\frac{\sigma\pi}{\omega_d}} \left( \cos\left(\omega_d \frac{\pi}{\omega_d}\right) + \frac{\sigma}{\omega_d} \sin\left(\omega_d \frac{\pi}{\omega_d}\right) \right) \\ &= \exp\left(-\frac{\sigma\pi}{\omega_d}\right) = \exp\left(-\frac{\pi\zeta}{\sqrt{1-\zeta^2}}\right) \quad \text{--- exact formula} \end{aligned}$$

## Formulas for TD Specs: Settling Time



$$t_s = \min \left\{ t > 0 : \frac{|y(t') - y(\infty)|}{y(\infty)} \leq 0.05 \text{ for all } t' \geq t \right\} \quad (\text{here, } y(\infty) = 1)$$

$$|y(t) - 1| = e^{-\sigma t} \left| \cos(\omega_d t) + \frac{\sigma}{\omega_d} \sin(\omega_d t) \right|$$

here,  $e^{-\sigma t}$  is what matters (sin and cos are bounded between  $\pm 1$ ), so  $e^{-\sigma t_s} \leq 0.05$       this gives  $t_s = -\frac{\ln 0.05}{\sigma} \approx \frac{3}{\sigma}$



## Formulas for TD Specs

$$H(s) = \frac{\omega_n^2}{s^2 + 2\zeta\omega_n s + \omega_n^2} = \frac{\sigma^2 + \omega_d^2}{(s + \sigma)^2 + \omega_d^2}$$

$$t_r \approx \frac{1.8}{\omega_n}$$

$$t_p = \frac{\pi}{\omega_d}$$

$$M_p = \exp\left(-\frac{\pi\zeta}{\sqrt{1-\zeta^2}}\right)$$

$$t_s \approx \frac{3}{\sigma}$$

## TD Specs in Frequency Domain

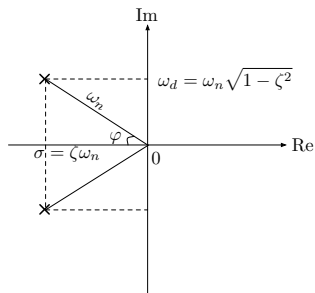
We want to *visualize* time-domain specs in terms of *admissible pole locations* for the 2nd-order system

$$H(s) = \frac{\omega_n^2}{s^2 + 2\zeta\omega_n s + \omega_n^2} = \frac{\sigma^2 + \omega_d^2}{(s + \sigma)^2 + \omega_d^2}$$

$$\text{where } \sigma = \zeta\omega_n$$

$$\omega_d = \omega_n \sqrt{1 - \zeta^2}$$

Step response:  $y(t) = 1 - e^{-\sigma t} \left( \cos(\omega_d t) + \frac{\sigma}{\omega_d} \sin(\omega_d t) \right)$



$$\omega_n^2 = \sigma^2 + \omega_d^2$$

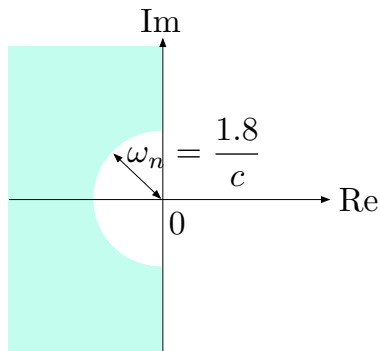
$$\zeta = \cos \varphi$$

## Rise Time in Frequency Domain

Suppose we want  $t_r \leq c$  ( $c$  is some desired given value)

$$t_r \approx \frac{1.8}{\omega_n} \leq c \quad \implies \quad \omega_n \geq \frac{1.8}{c}$$

Geometrically, we want poles to lie in the shaded region:



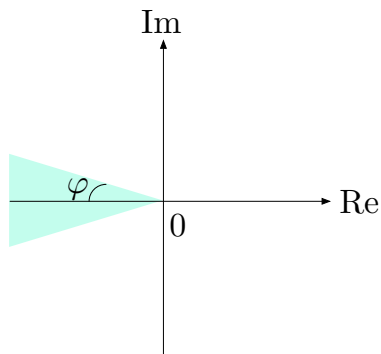
(recall that  $\omega_n$  is the *magnitude of the poles*)

## Overshoot in Frequency Domain

Suppose we want  $M_p \leq c$

$$M_p = \underbrace{\exp\left(-\frac{\pi\zeta}{\sqrt{1-\zeta^2}}\right)}_{\text{decreasing function}} \leq c \quad \text{--- need large damping ratio}$$

Geometrically, we want poles to lie in the shaded region:



$$\begin{aligned}\frac{\zeta}{\sqrt{1-\zeta^2}} &= \frac{\omega_n \zeta}{\omega_n \sqrt{1-\zeta^2}} \\ &= \frac{\sigma}{\omega_d} = \cot \varphi\end{aligned}$$

--- need  $\varphi$  to be small

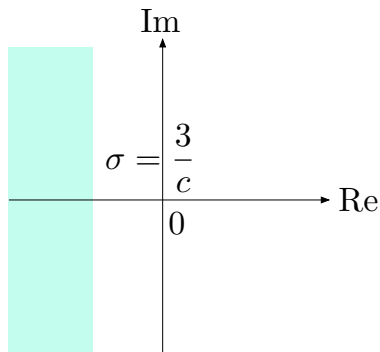
**Intuition:** good damping  $\rightarrow$   
good decay in 1/2 period

## Settling Time in Frequency Domain

Suppose we want  $t_s \leq c$

$$t_s \approx \frac{3}{\sigma} \leq c \quad \implies \quad \sigma \geq \frac{3}{c}$$

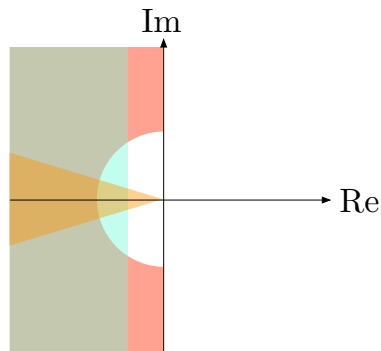
Want poles to be sufficiently fast (large enough magnitude of real part):



**Intuition:** poles far to the left  $\rightarrow$  transients decay faster  $\rightarrow$  smaller  $t_s$

## Combination of Specs

If we have specs for any combination of  $t_r$ ,  $M_p$ ,  $t_s$ , we can easily relate them to allowed pole locations:



The shape and size of the region for admissible pole locations will change depending on which specs are more severely constrained.

This is very appealing to engineers: easy to visualize things, no such crisp visualization in time domain.

But: not very rigorous, and also only valid for our prototype 2nd-order system, which has only 2 poles and no zeros ...