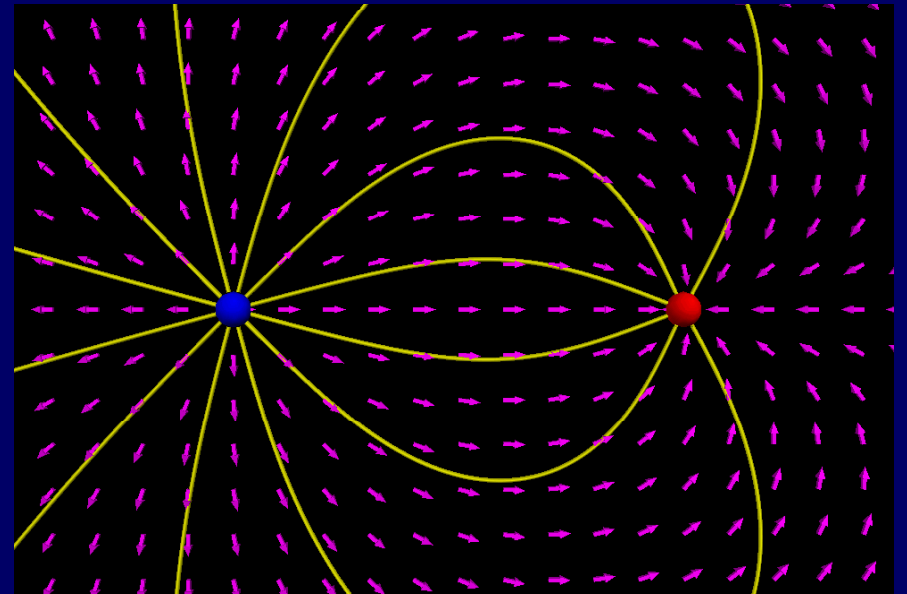


# Physics 102: Lecture 02

## Coulomb's Law and Electric Fields

Today we will ...

- get some practice using Coulomb's Law
- learn the concept of an Electric Field



# Recall Coulomb's Law

Force between charges  $q_1$  and  $q_2$  separated distance  $r$ :

Magnitude

$$F = k \frac{|q_1| |q_2|}{r^2}$$

“Coulomb constant”

$$k = 9 \times 10^9 \text{ Nm}^2 / \text{C}^2$$

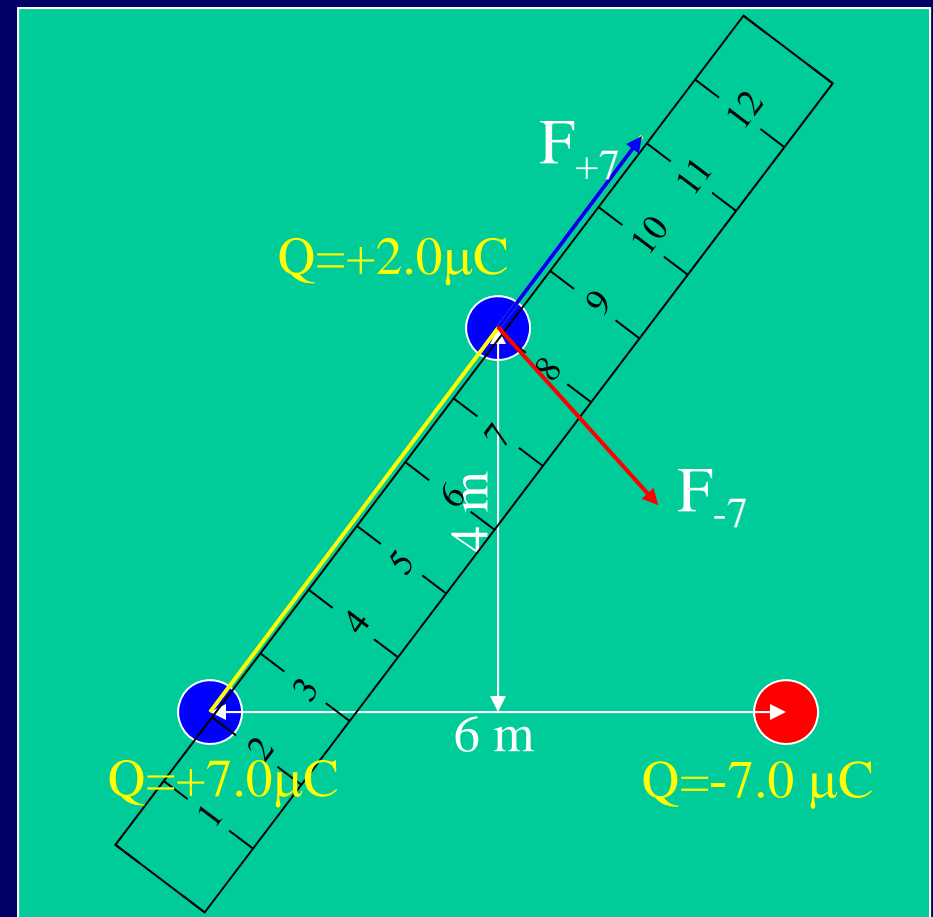
Direction

Opposite charges attract, like charges repel

# Example

## Coulomb Law practice: Three Charges

- Calculate force on  $+2\mu\text{C}$  charge due to other two charges
  - Draw forces
  - Calculate force from  $+7\mu\text{C}$  charge
  - Calculate force from  $-7\mu\text{C}$  charge
  - Add (VECTORS!)



# Example

## Three Charges – Calculate forces

- Calculate force on  $+2\mu\text{C}$  charge due to other two charges

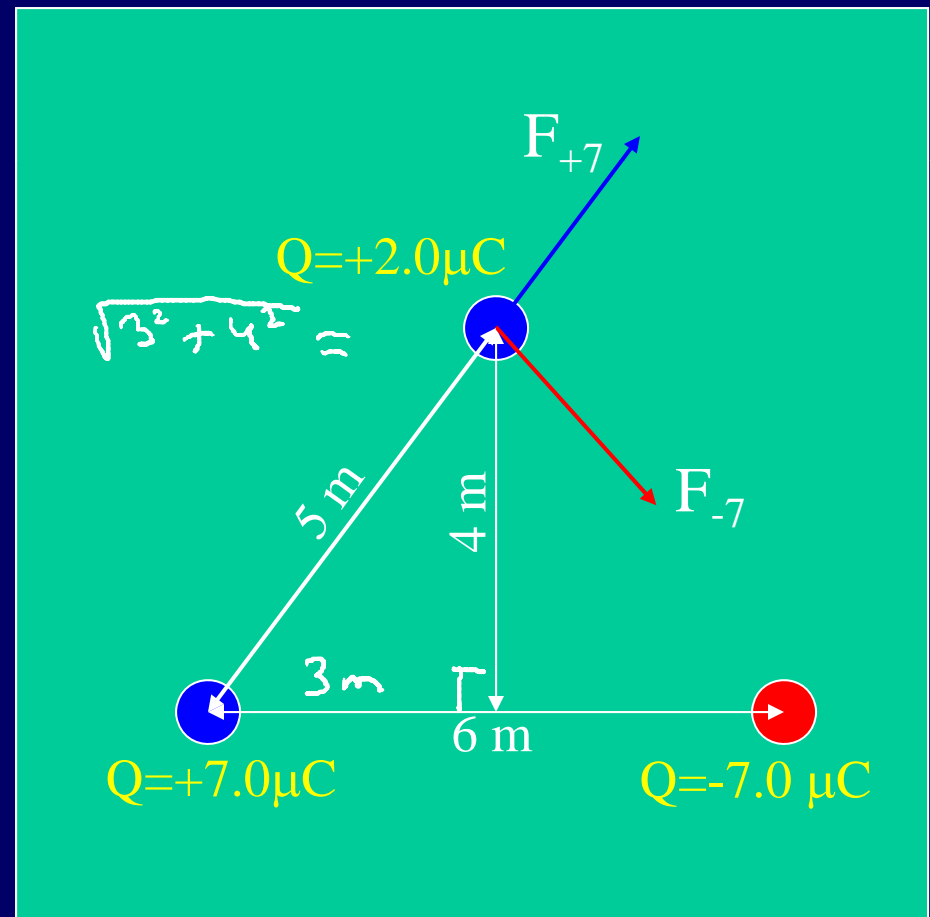
- Draw forces
- Calculate force from  $+7\mu\text{C}$  charge
- Calculate force from  $-7\mu\text{C}$  charge
- Add (VECTORS!)

- Calculate magnitudes  $F = k \frac{q_1 q_2}{r^2}$   
ALWAYS  $\geq 0$

$$F_{+7} = 9 \times 10^9 \frac{|2 \times 10^{-6}| |7 \times 10^{-6}|}{5^2}$$

$$F_{-7} = 9 \times 10^9 \frac{|2 \times 10^{-6}| | -7 \times 10^{-6}|}{5^2}$$

$$= 5 \times 10^{-3} \text{ N}$$



# Example

## Three charges – Adding Vectors $F_{+7} + F_{-7}$

- Calculate components of vectors  $F_{+7}$  and  $F_{-7}$ :

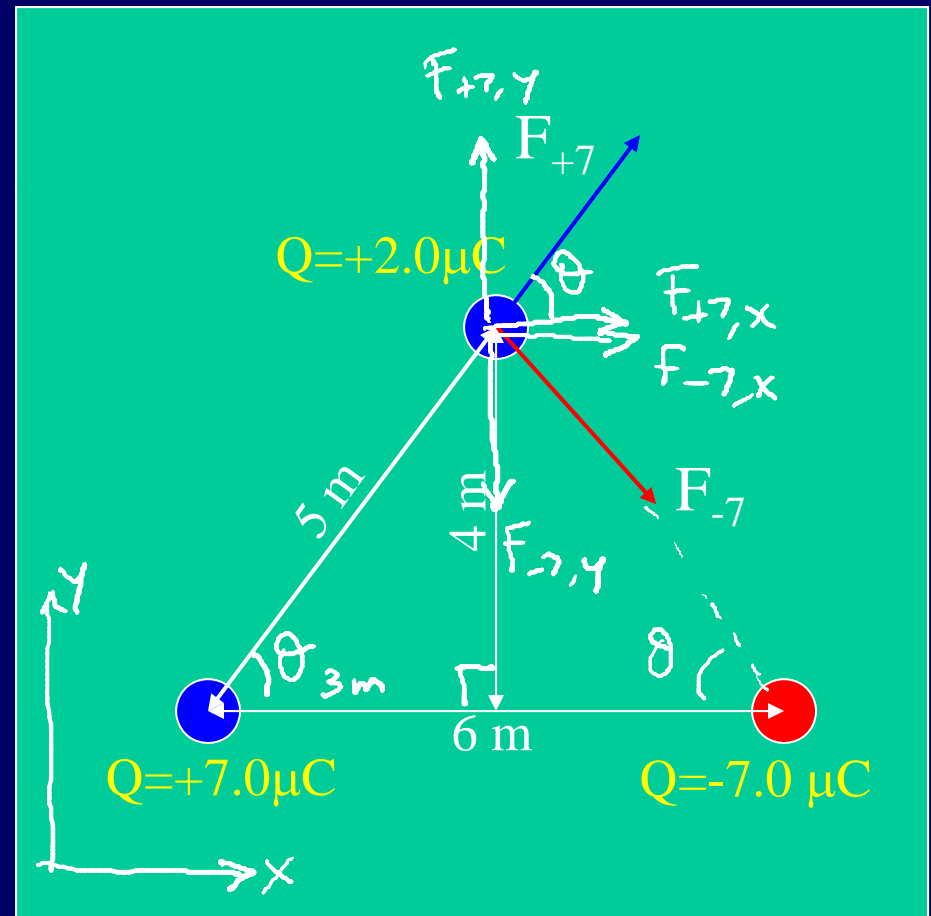
$$F_{+7,x} = F_{+7} \cos \theta = 5 \times 10^{-3} \text{ N} \frac{3}{5} \\ = 3 \times 10^{-3} \text{ N}$$

$$F_{+7,y} = F_{+7} \sin \theta = 5 \times 10^{-3} \text{ N} \frac{4}{5} \\ = 4 \times 10^{-3} \text{ N}$$

$$F_{-7,x} = F_{-7} \cos \theta = 5 \times 10^{-3} \text{ N} \frac{3}{5}$$

$$F_{-7,y} = -F_{-7} \sin \theta = -5 \times 10^{-3} \text{ N} \frac{4}{5}$$

Watch Signs!



# Example

## Three charges – Adding Vectors $F_{+7} + F_{-7}$

- Add like components of vectors  $F_{+7}$  and  $F_{-7}$ :

$$F_x = F_{+7,x} + F_{-7,x} = 6 \times 10^{-3} \text{ N}$$

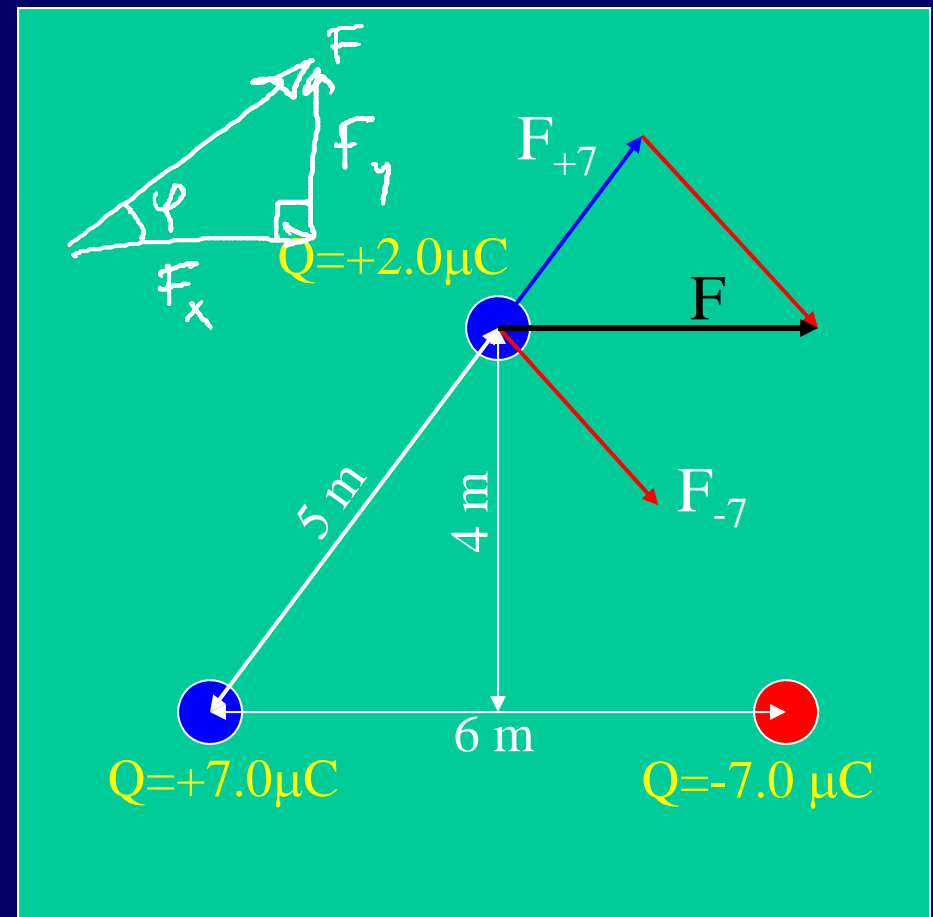
$$F_y = F_{+7,y} + F_{-7,y} = 0$$

- Final vector  $F$  has magnitude and direction

$$F = \sqrt{F_x^2 + F_y^2} = 6 \times 10^{-3} \text{ N}$$

$$\varphi = \tan^{-1} \frac{F_y}{F_x} = 0$$

- Double-check with drawing



# Electric Field

- Charged particles create electric fields.

vectors defined at every pt.

- Direction is the same as for the force that a + charge in space would feel at that location.

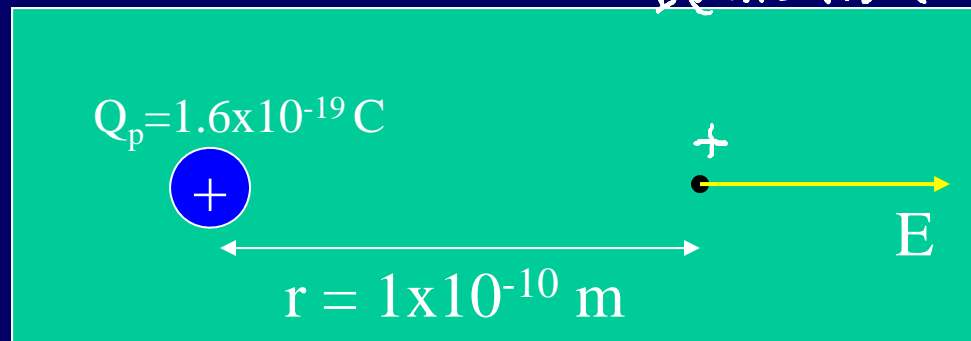
- Magnitude given by:

$$E \equiv F/q = kq/r^2$$

Definition

For a pt. charge

Example



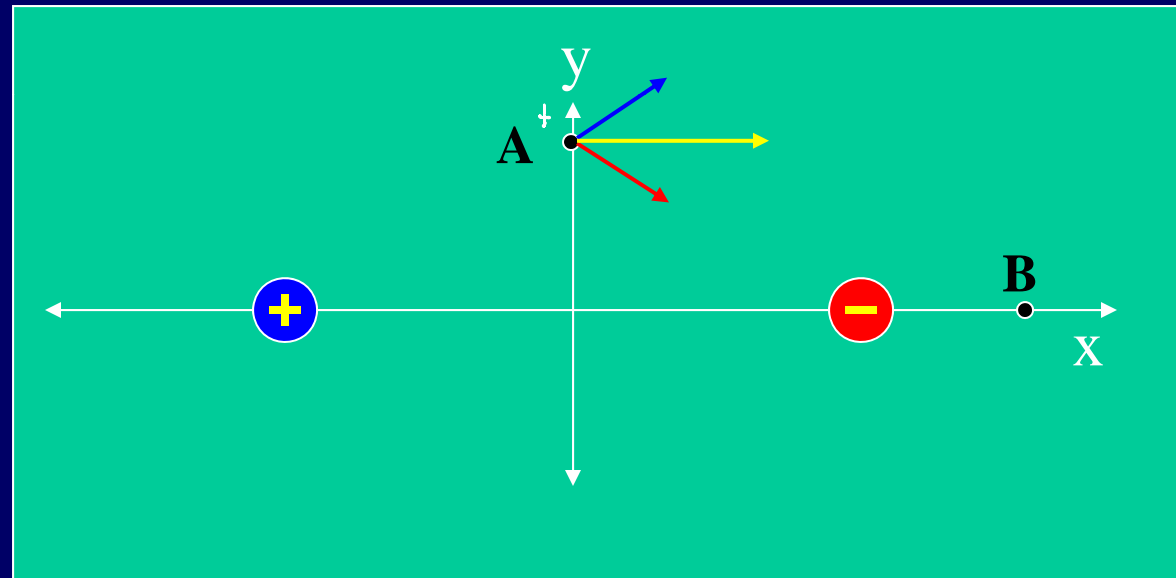
$$E = (9 \times 10^9)(1.6 \times 10^{-19}) / (10^{-10})^2 \text{ N} = 1.4 \times 10^{11} \text{ N/C (to the right)}$$

Units

# CheckPoint 2.1

What is the direction of the electric field at point A?

- 7% 1) Up
- 7% 2) Down
- 2% 3) Left
- 53% 4) Right
- 32% 5) Zero





# ACT: E Field

What is the direction of the electric field at point C?

A. Left

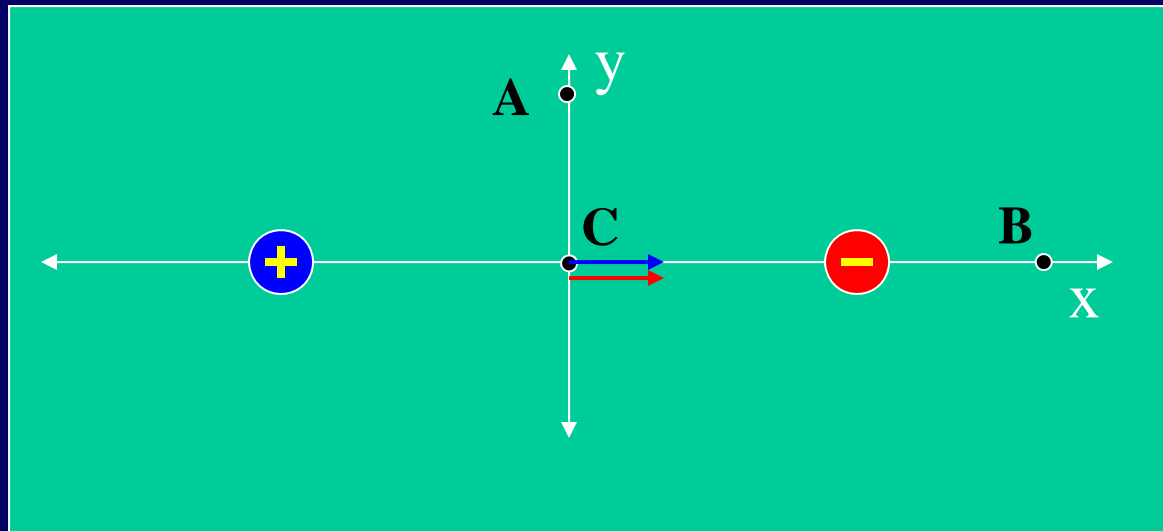
B. Right

C. Zero

Away from positive charge (right)

Towards negative charge (right)

Net E field is to right.



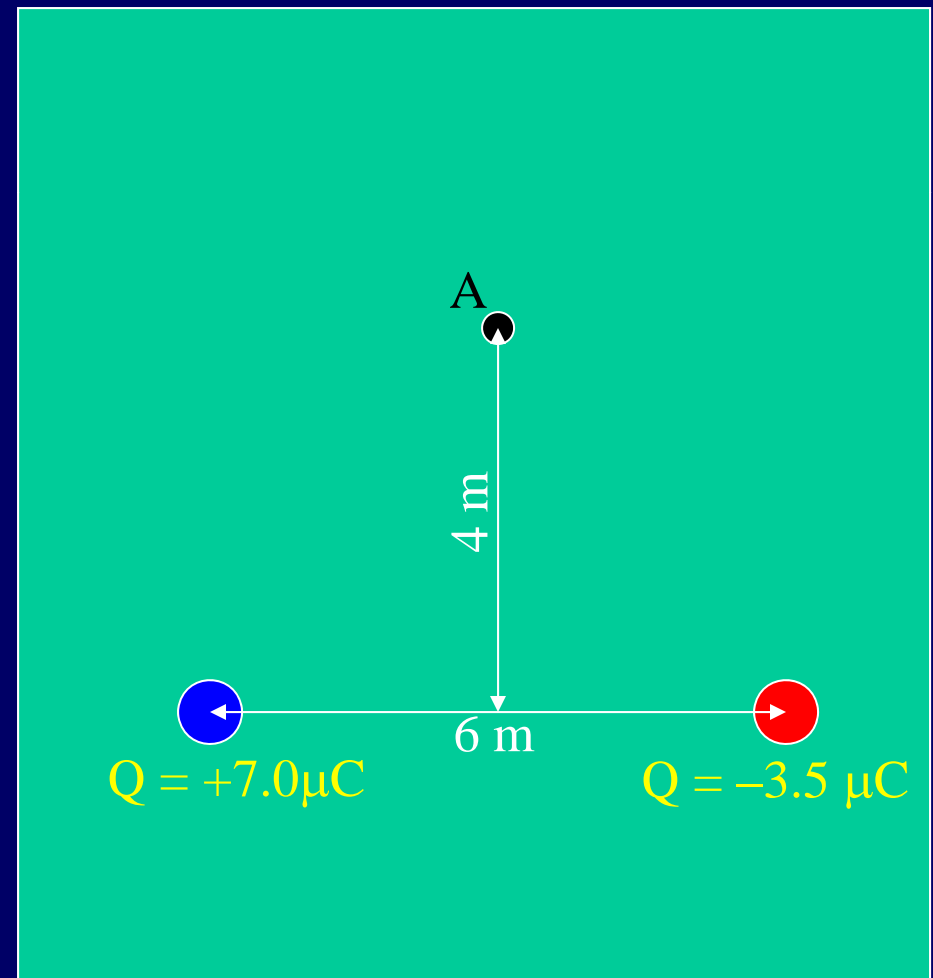
## Example

# E Field from 2 Charges

- Calculate electric field at point A due to two unequal charges
  - Draw electric fields
  - Calculate E from  $+7\mu\text{C}$  charge
  - Calculate E from  $-3.5\mu\text{C}$  charge
  - Add (VECTORS!)

Note: this is similar to (but a bit harder than) my earlier example.

We'll do some of this here... you try the rest at home!



## Example

# E Field from 2 Charges

- Calculate electric field at point A due to charges
  - Calculate E from  $+7\mu\text{C}$  charge
  - Calculate E from  $-3.5\mu\text{C}$  charge
  - Add\*

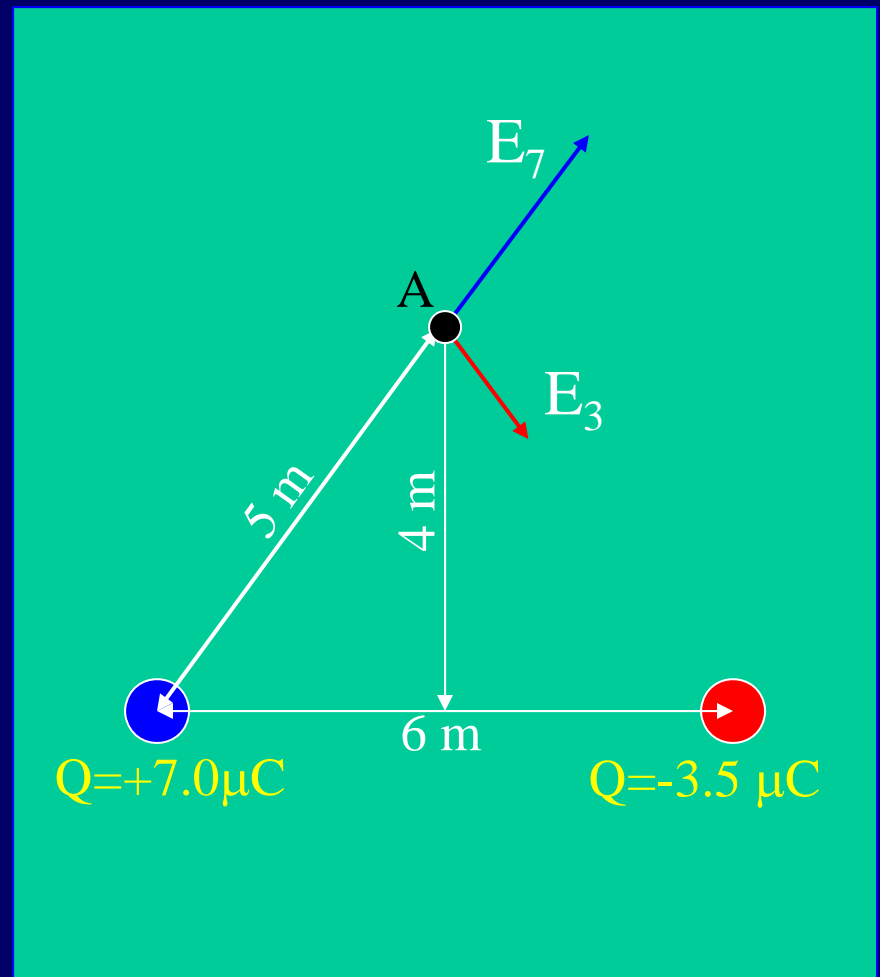
$$E = k q/r^2$$

$$E_7 = \frac{(9 \times 10^9)(7 \times 10^{-6})}{25} \text{ N/C}$$

$$E_7 = 2.5 \times 10^{+3} \text{ N/C}$$

$$E_3 = \frac{(9 \times 10^9)(3.5 \times 10^{-6})}{25} \text{ N/C}$$

$$E_3 = 1.25 \times 10^{+3} \text{ N/C}$$



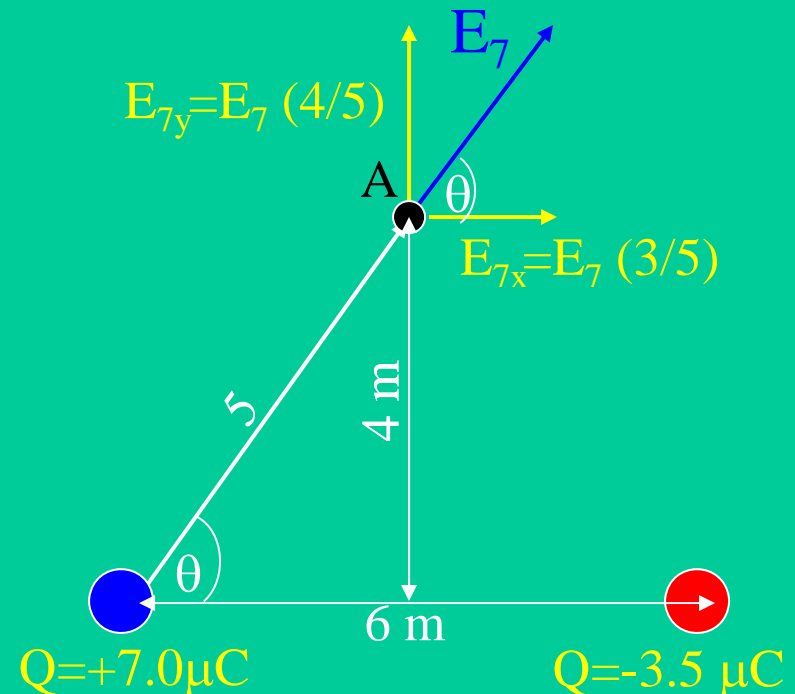
# Example

## Adding Vectors $E_7 + E_3$

- Decompose into x and y components.

$$E_{7x} = E_7 \cos(\theta) = E_7 \left( \frac{3}{5} \right) \\ = 1.5 \times 10^{+3} \text{ N/C}$$

$$E_{7y} = E_7 \sin(\theta) = E_7 \left( \frac{4}{5} \right) \\ = 2 \times 10^{+3} \text{ N/C}$$



# Example

## Adding Vectors $E_7 + E_3$

- Decompose into x and y components.
- Add components.

$$E_{7x} = 1.5 \times 10^{+3} \text{ N/C}$$

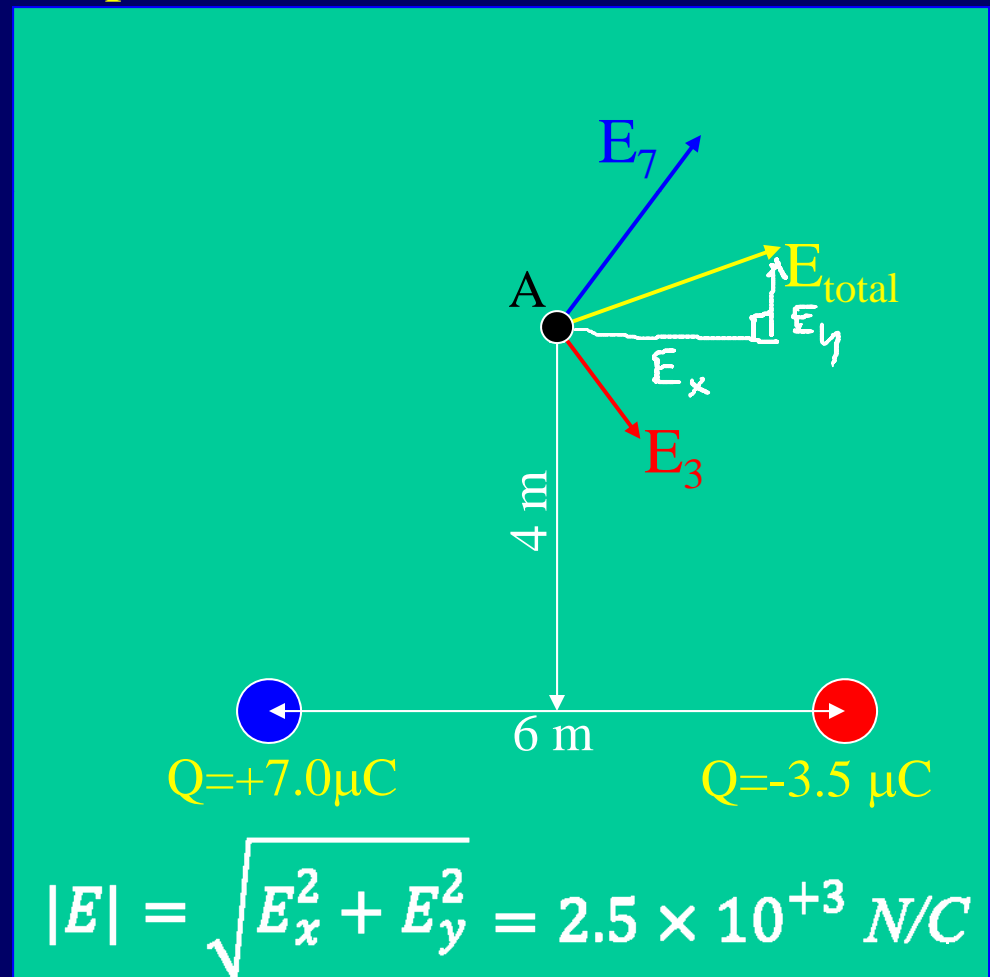
$$E_{3x} = 0.75 \times 10^{+3} \text{ N/C}$$

$$E_{7y} = 2 \times 10^{+3} \text{ N/C}$$

$$E_{3y} = -1 \times 10^{+3} \text{ N/C}$$

$$E_x = 2.25 \times 10^{+3} \text{ N/C}$$

$$E_y = 1.0 \times 10^{+3} \text{ N/C}$$



# Comparison:

## Electric *Force* vs. Electric *Field*

- Electric Force (**F**) – the force felt by a charge at some location
- Electric Field (**E**) – found for a location only (any location) – tells what the electric force *would be* if a + charge were located there:

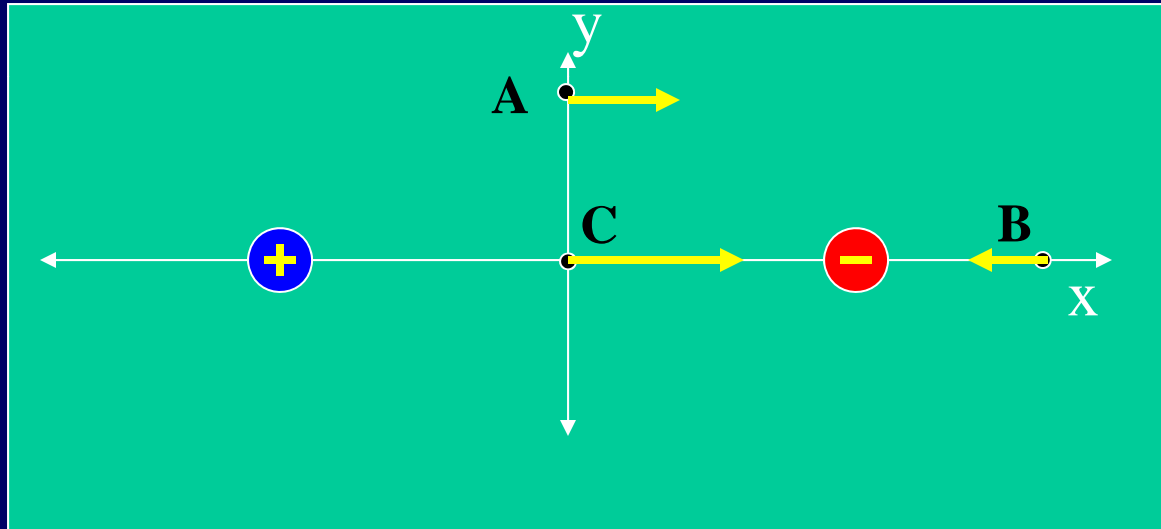
$$\mathbf{F} = Eq$$

- Both are vectors, with magnitude and direction.

Ok, what is E actually good for?

# Electric Field Map

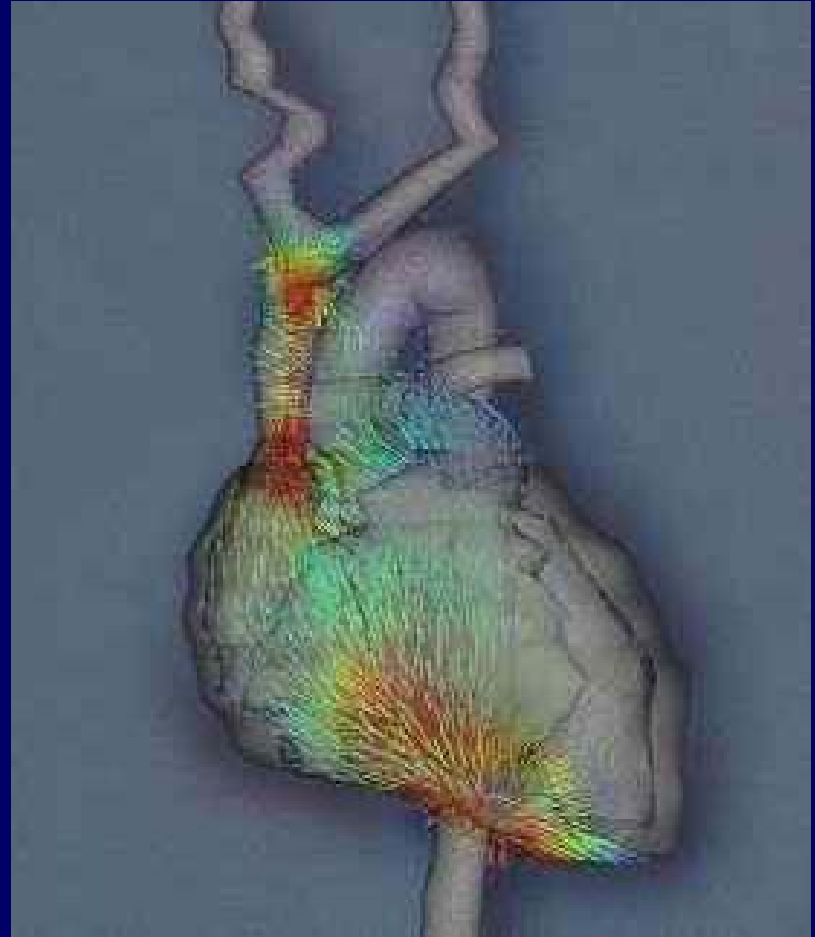
- Electric field defined at any location



# Electric fields:

A useful record-keeping tool!

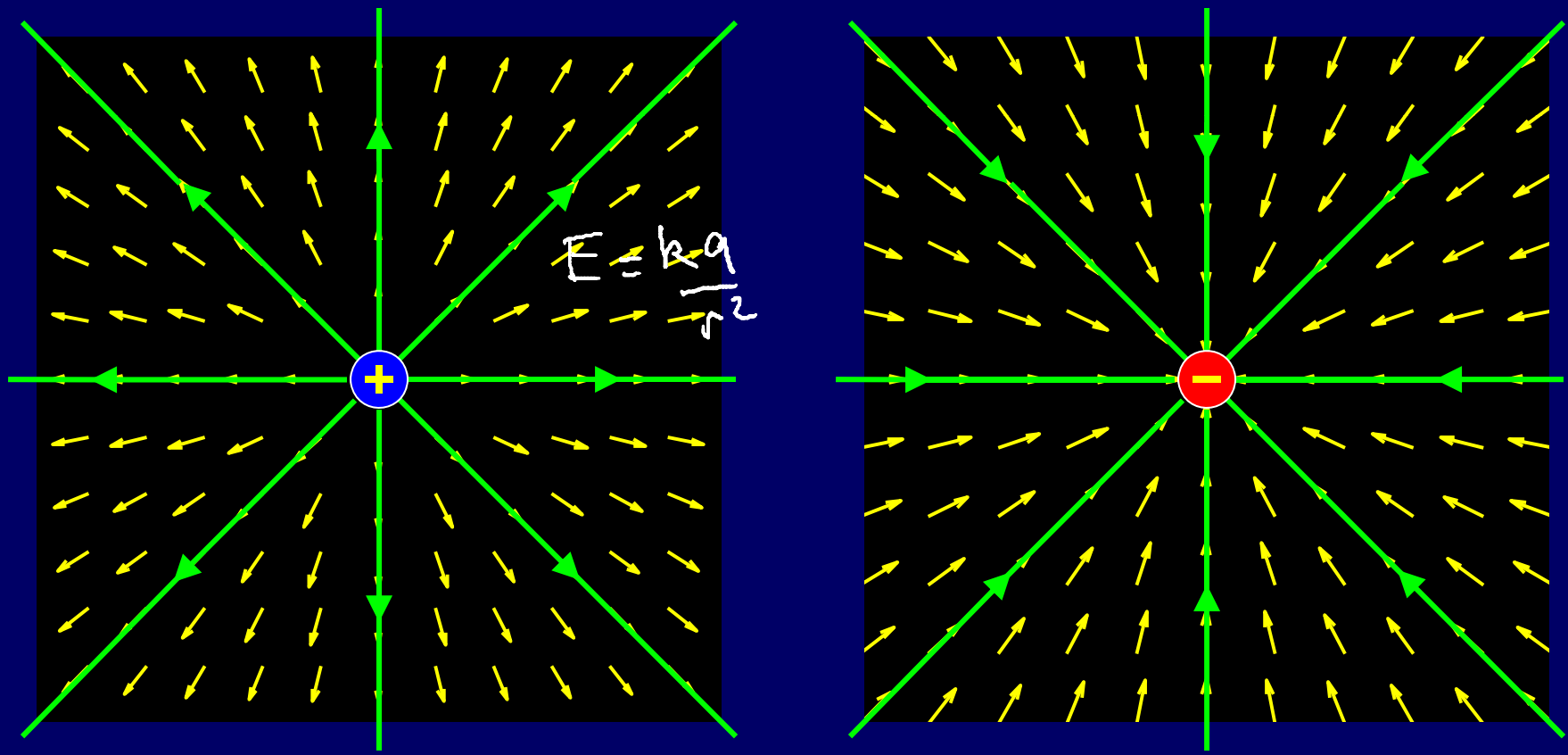
Calculate once for fixed charges,  
use to find force on other charges  
(like ions/electrons in neurons,  
heart tissue, and cell membranes)



*Eisenberg, BU*

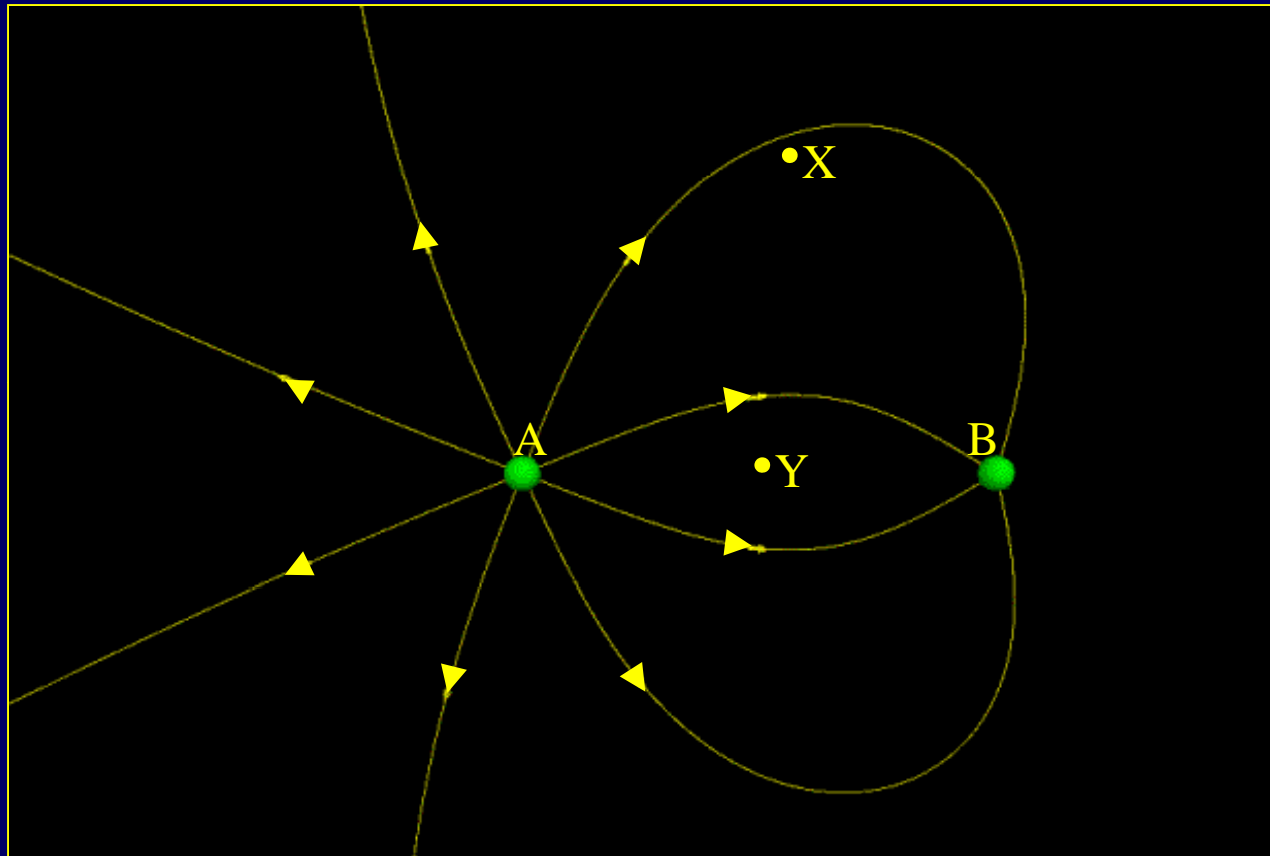
# Electric Field Lines

- Closeness of lines shows field strength (lines never cross)
- Number of lines at surface  $\propto Q$
- Arrow gives direction of E (Start on +, end on -)



This is becoming a mess!!!

# CheckPoint 3.1



Charge A is Field lines start on positive charge, end on negative.

1) positive

93%

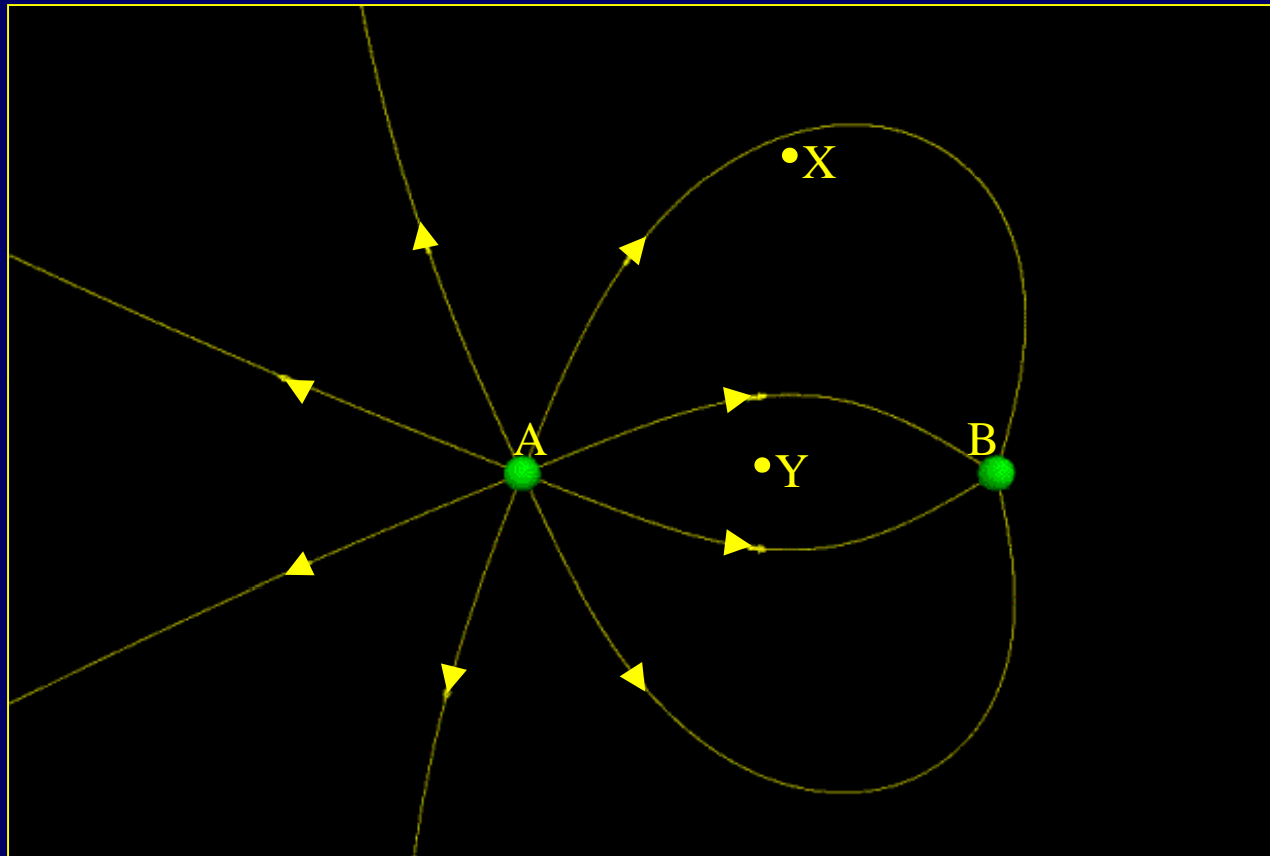
2) negative

4%

3) unknown

3%

# CheckPoint 3.2 / ACT



Compare the ratio of charges  $Q_A / Q_B$  # lines proportional to  $Q$

A)  $Q_A = 0.5Q_B$

15%

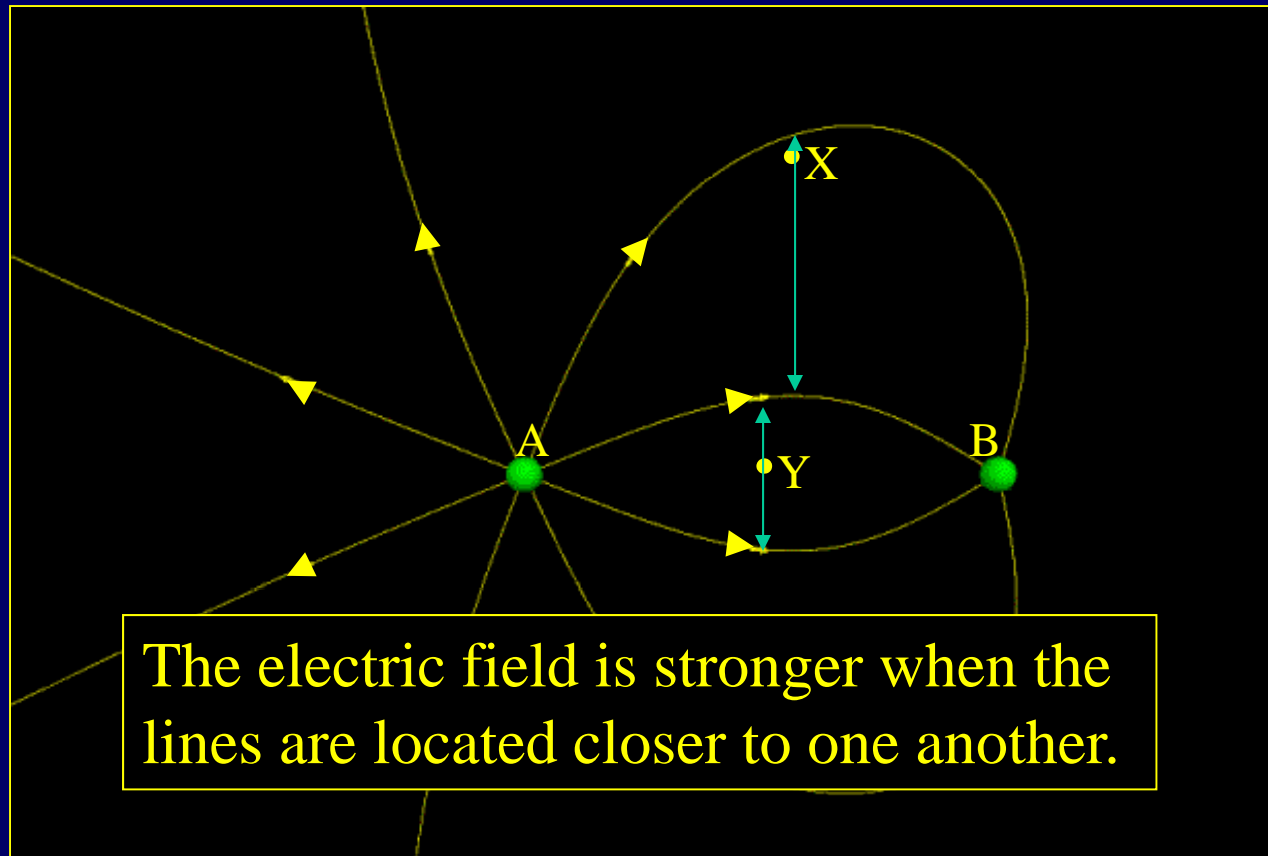
B)  $Q_A = Q_B$

17%

C)  $Q_A = 2Q_B$

53%

# CheckPoint 3.4



The magnitude of the electric field at point X is greater than at point Y

1) True

18%

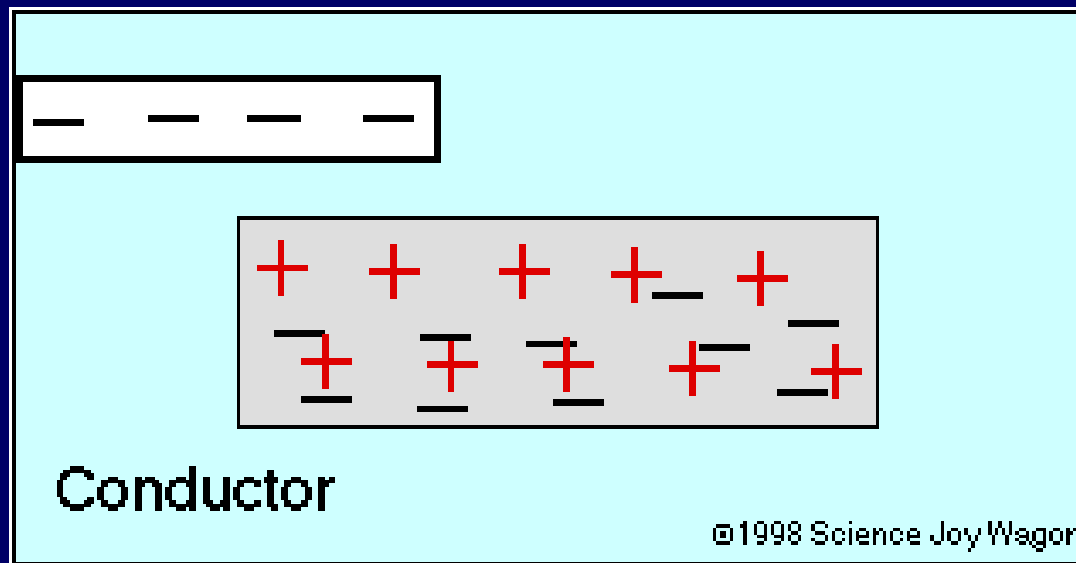
2) False

82%

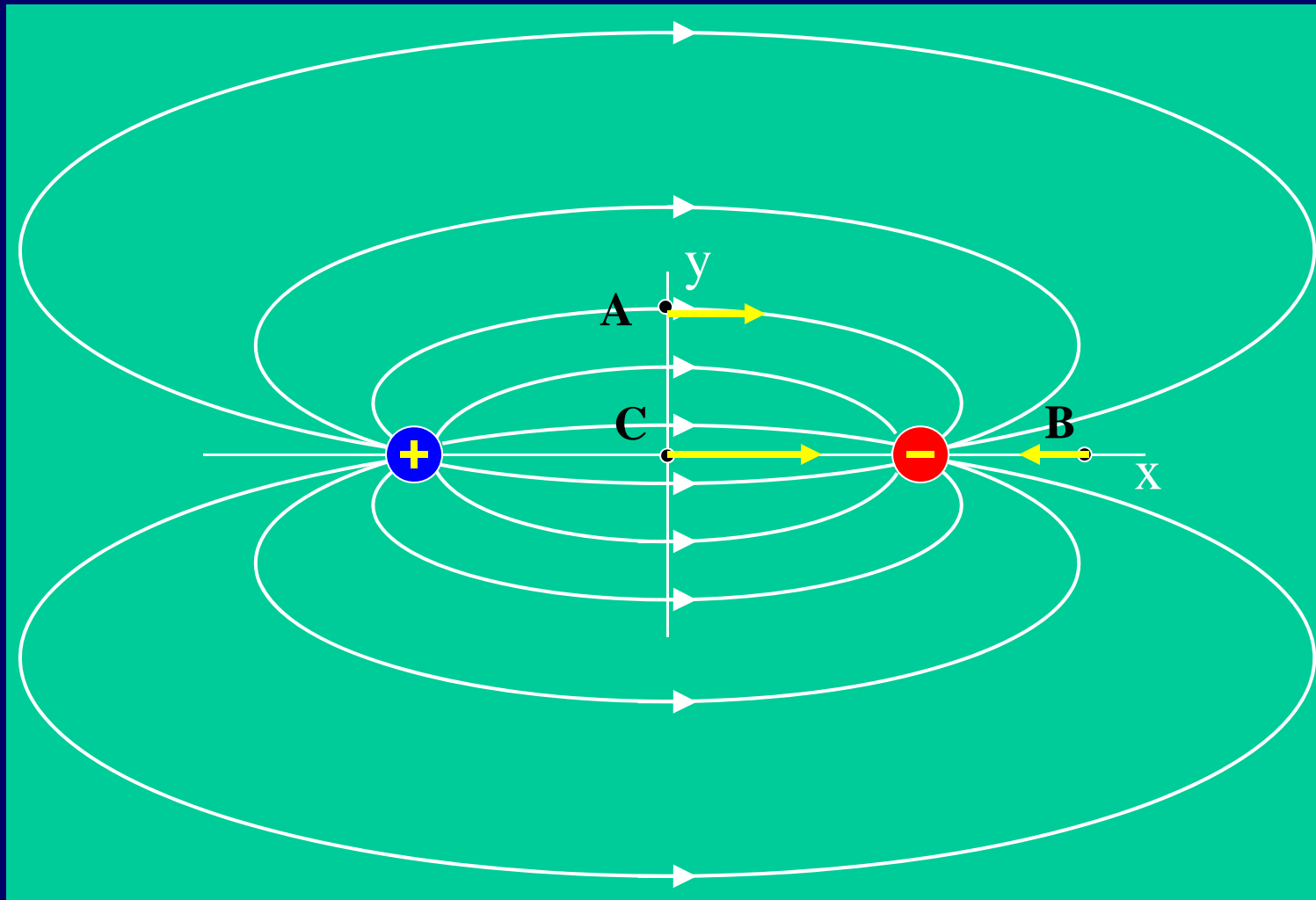
Density of field lines gives  $E$

# E inside of conductor

- **Conductor  $\equiv$  electrons free to move**
  - Electrons feel electric force - will move until they feel no more force ( $F=0$ )
  - $F=Eq$ : if  $F=0$  then  $E=0$
- **$E=0$  inside a conductor (Always!)**



# Demo: E-field from dipole



# Recap

- **E Field has magnitude and direction:**
  - $E \equiv F/q$
  - Calculate just like Coulomb's law
  - Careful when adding vectors
- **Electric Field Lines**
  - Density gives strength (# proportional to charge.)
  - Arrow gives direction (Start + end on -)
- **Conductors**
  - Electrons free to move  $\Rightarrow E = 0$

# To Do

- Campus closed on Monday; no office hours.
- Homework 1 due Wednesday, Jan 23 @ 8 AM!
- Do your Checkpoint by 8:00 AM Wednesday.