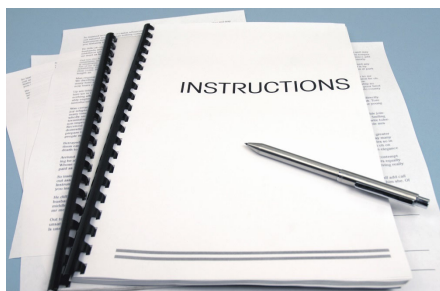


Writing Instructions



Celia M. Elliott
Department of Physics
University of Illinois
cmelliott@illinois.edu

© 2020 The Board of Trustees of the University of Illinois
All rights reserved.
All images have been purchased from istock.com unless
otherwise noted.



1

**Over the course of your career,
you'll write "instructions" constantly**

**Protocols for how to perform experiments or
do data analysis**

Methods sections for papers and talks

Work procedures for subordinates

Lesson plans for teaching

Management plans for projects

**The purpose of written instructions
is to get somebody to do something in
exactly the right way**

2

Instructions must include:

The “ingredients”

The equipment needed

A chronological, step-by-step explanation of what to do

Periodic built-in checks to assess correctness



3

Instructions should emphasize:

Hazardous materials or conditions

Likely mistakes

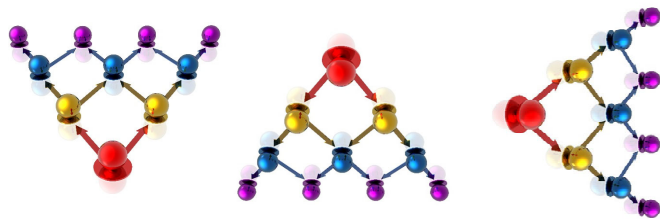


4

Instructions should have an obvious logical structure

Chronology (first to last)

Priority (most important to least important)



5

Each step should consist of *only one* discrete action

1. Place all dry ingredients in a medium bowl
2. Stir with a fork to mix ingredients thoroughly
3. Make a well in the center of the ingredients
4. Add the egg yolks, sugar, and vanilla to the well
5. On medium speed, beat with an electric mixer for 3 minutes
6. Gradually add the whipping cream while continuing to beat the mixture for an additional 5 minutes

6

Point out possible failure points or likely mistakes

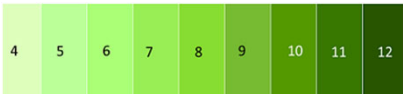


Reduce heat to “LOW” after adding the brandy.

7

Build in checkpoints so the user can assess progress and ensure success



1. After adding the reagent, check the pH—it should be at least 5.2.
2. After shaking, the fluid should be bright green (between 8 and 10 on the color scale).

3. Turn the fume hood **ON** before adding the solvent.
4. Check to see that the water is turned off at the main before dismantling the toilet.

8

Avoid ambiguous language—think about how readers will interpret your words



**Advice from Celia's grandmother:
"It's impossible to make anything foolproof,
because fools are so ingenious."**

9

No jargon! Use the simplest word that accurately and unambiguously conveys your meaning



Lost in Jargon

10

To recap:

Analyze the audience—what do they already know? What will confuse them?

Be sure to list all “ingredients” and all “equipment”

Anticipate likely mistakes and failure points

Include only one action per step

Write precisely and use familiar language

Remember IITMAFBFASI—but still *try*



cm Elliot@illinois.edu

<http://physics.illinois.edu/people/Celia/>