




Writing Effective Project Summaries for Grant Proposals

Celia M. Elliott
Department of Physics
University of Illinois at Urbana-Champaign
cm Elliot@illinois.edu



© 2018 The Board of Trustees of the University of Illinois
All rights reserved.

First, let's define our terms—
a project summary *is*
a stand-alone document
in a formal multi-part proposal
that explains the goals, methods,
and expected outcomes of the project



A project summary is *NOT* a scientific article—

Emphasize *meaning*, not technical details, in the summary.

Image taken from *Physical Review* **43**, 491 (1933).

**First, let's define our terms—
a project summary *is***

**a stand-alone document
in a formal multi-part proposal
that explains the goals, methods,
and expected outcomes of the project**



**A project summary is *NOT* a scientific article—
think of it as a *prospectus****

**why the funding agency should invest in your research*

**Different agencies call this document different
names (abstract, executive summary), and
they all have their own rules**



A prospectus is a document provided by a business to potential shareholders that explains why it's a good idea to invest money in the business.

Use all three elements of persuasive argument—logic, authority, and passion—in your project summary.

For more about the role of persuasion in science, see
<http://people.physics.illinois.edu/Celia/Persuasion.pdf>.

The project summary does for the full proposal what a picture postcard in the museum gift shop does for a famous painting



P. Gauguin, The Swineherd

It's a miniature version of the full proposal

An effective project summary includes all the elements of the full proposal—the motivation, the methods, the expected results, the significance of the work, and the benefit to the funding agency.

**The project summary will probably be
the first thing most reviewers read...**



**and it may be the *only* thing
that some reviewers read!**


Funding agencies are increasingly using panels to review proposals; not everybody on the panel may read your proposal in detail.

First step—follow the directions!

Print out a copy of the directions and read them with a highlighter in your hand

Make a checklist and adhere to it witlessly

Pay special attention to margins, fonts, and length limits



b. Project Summary

Each proposal must contain a summary of the proposed project **not more than one page in length**. The Project Summary consists of an **overview**, a statement on the **intellectual merit** of the proposed activity, and a statement on the **broader impacts** of the proposed activity.

The overview includes a description of the activity that would result if the proposal were funded and a **statement of objectives and methods to be employed**. The statement on intellectual merit should describe the potential of the proposed activity to **advance knowledge**. The statement on broader impacts should describe the potential of the proposed activity **to benefit society and contribute to the achievement of specific, desired societal outcomes**.

The Project Summary should be written in the **third person**, informative to other persons working in the same or related fields, and, insofar as possible, **understandable to a scientifically or technically literate lay reader**. It should **not be an abstract** of the proposal.

NSF 18-1, Grant Proposal Guide, Chapter II

A truly astonishing number of proposals are returned without review every funding cycle because of “technicalities.” The science might be brilliant, but no reviewer ever even *sees* it because the proposer failed to comply with the most basic instructions on how to prepare and submit his or her proposal.

Different agencies have different rules for project summaries, and individual program announcements trump general rules.

Make sure you know what the rules are. And don’t just assume you know what they are, or that if you got away with doing it this way the last time you submitted a proposal, you can do it again without checking.

If you don’t know what the rules are, look them up. If you’re sure you know what the rules are, look them up anyway—you will learn humility.



The project summary may be separated from the rest of the proposal and read independently.

It may have to be submitted via a form interface that accommodates text only.

It is often character-, word-, or line-limited.

Eschew jargon. Write the project summary for a generalist. Emphasize the *meaning*, not the technical details.

Rule #1 of George Heilmeier’s catechism for proposers:

“What are you trying to do? Articulate your objectives using absolutely no jargon.”

G. Heilmeier, “Some reflections on innovation and invention,” Founders Award Lecture, National Academy of Engineering, Washington DC. (Sept. 1992)

For the rest of the catechism (superb advice for proposers):

http://en.wikipedia.org/wiki/George_H._Heilmeier or

<http://people.physics.illinois.edu/Celia/Heilmeier.pdf>

Quiz Question #1

How important is the project summary to the success of your proposal?

- a) Not as important as the technical description**
- b) Not as important as the overall budget**
- c) Not as important as having a novel method**
- d) Not as important as having a well-qualified team**

Answer: None of the above

An effective project summary is *critical*

**You may be able to recover
from a poorly conceived,
badly written summary,
but you'll have a big hole
to climb out of**



**If your summary is not
compliant with agency rules,
your proposal may not get reviewed at all**



Celia's Foolproof Project Summary

Ingredients:

- What problem will you study and why is it important?
- What methods will you use and why did you choose them?
- What results do you expect and how will you analyze them?
- How will funding your project benefit the agency?

Assemble ingredients in this order. Don't add ingredients or omit any. Measure carefully.

Taste frequently and adjust seasonings.

Allow to rest before serving.

Control the length of the summary by the length of the answers to the four questions. Don't omit any of the questions, and don't add superfluous information.

Short summary?—one-sentence answers

Longer summary?—several-sentence answers

"Measure carefully" in two dimensions:

1. Be sure your summary complies with length limits, font sizes and types, and margins.
2. Make your summary as specific and *quantitative* as possible.

Don't expect to whip up a good summary** at the last minute. Write it, put it aside for a day or two, and look at it again with fresh eyes.

**or anything else

Don't write a partial summary



Describe the *entire* project:

- goals and objectives**
- methods, data analysis, metrics**
- qualifications of the team**
- unique resources**
- benefit to the funder**
- significance to science and society**

**Omissions and ambiguities in the project summary
raise immediate questions in reviewers' minds
about the whole project**

Don't assume all reviewers will be an expert in your narrow field— some will, but some won't, and they may all have equal votes



Advice from NIH:

“This section should be informative to other persons working in the same or related fields and insofar as possible understandable to a scientifically or technically literate reader.”

**Get rid of irrelevancies;
eliminate introductory fluff***




**Project summaries are always constrained by
word or page limits; make every word *count***

**Don't waste precious space on any idea that is
not directly relevant to your project, no
matter how "interesting" it might be**

Delete, rephrase, clarify, quantify

****In fact, eliminate all fluff;
reviewers appreciate conciseness***

For more information on eliminating fluff in scientific writing, see
<http://people.physics.illinois.edu/Celia/Lectures/Fluff.pdf>.



If your project is funded, the summary may be made public

Do not include any confidential or proprietary information

Don't put anything in the project summary that you wouldn't want the whole world to see on the agency's website

The summary should represent your best, clearest, most thoughtful, most persuasive writing

For most proposals, you may include confidential or proprietary information in the technical narrative if it is essential to understand and evaluate the project being proposed. If you include confidential information, the cover page must be so marked, and the confidential text on each page must be set off from the rest of the narrative and identified as such. The government will then redact the confidential information before sending the proposal out for external review.

Note that only the project description may contain confidential or proprietary information—the project summary must not.

To recap...

Follow the rules—witlessly

Use the four-ingredient recipe

Aim for the three C's: *clear, concise, compelling*

Write for a generalist—emphasize *meaning*

Leave out proprietary information

**Plan for time to revise and polish—your
summary must be *perfect!***

cmelliot@illinois.edu



Sources of good advice and further reading/watching:

“Getting Funded,” *Making the Right Moves: A Practical Guide to Scientific Management for Postdocs and New Faculty* (Burroughs Wellcome Fund and the Howard Hughes Medical Institute), 2nd ed. (2006), pp. 153-174. Downloadable free-of-charge from
http://www.hhmi.org/resources/labmanagement/downloads/moves2_ch9.pdf.

NIH Grant Review Process YouTube Videos

<http://public.csr.nih.gov/aboutcsr/contactcsr/pages/contactervisitcsrpages/nih-grant-review-process-youtube-videos.aspx>

“NIH Peer Review Revealed” provides a fly-on-the-wall perspective of an NIH review panel meeting.

“NIH Tips for Applicants” offers practical advice for both novices and veterans.

NIH *Center for Scientific Review* “Answers for Applicants”

<http://public.csr.nih.gov/FAQsRelated/Pages/ForApplicants/Answers-for-Applicants.aspx>