

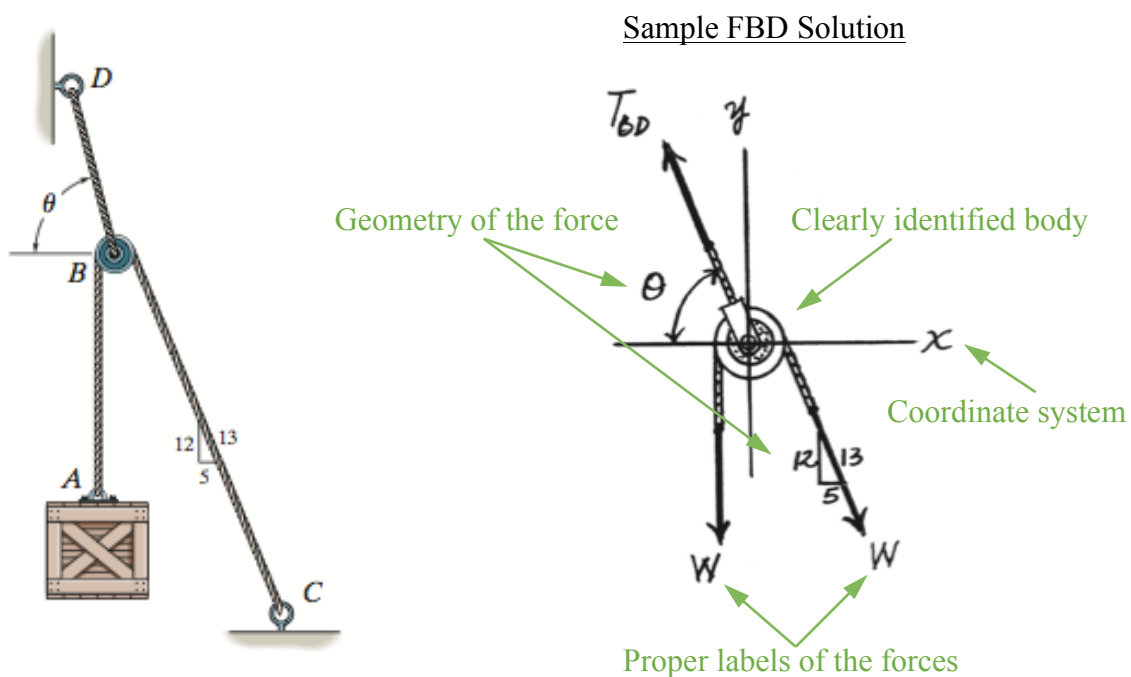
## TAM 210/211 Written Assignment 2 (due Thursday, Feb 15<sup>th</sup>)

The **OBJECTIVE** of this written assignment is to practice **drawing free-body diagram (FBD)** and **writing equations of equilibrium (EoE)**.

**DIRECTION:** Draw a free body diagram of the specified body/bodies, and write the corresponding equations of equilibrium for the diagram. **DO NOT SOLVE THE PROBLEM.**

General “Written Assignment Instructions” applies. Additional grading criteria includes: 1) Clearly identified body of interest; 2) properly labeled external forces on the body; 3) geometry of the forces; 4) coordinate system; 5) variables in EoE correspond to FBD.

**Sample Problem:** The cord  $BD$  can support a maximum load of  $T$ . Perform equilibrium analysis on pulley  $B$  for determining the maximum weight of the crate, and the angle  $\theta$  for equilibrium. Assume the mass of the pulley is negligible.

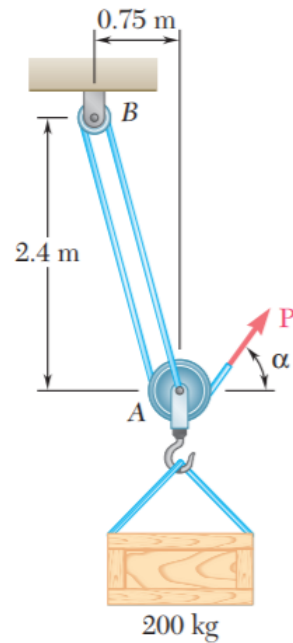


### Sample EoE Solution

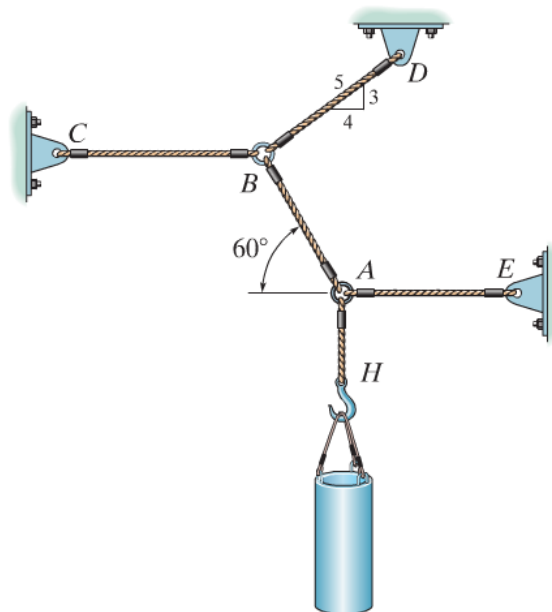
$$\sum F_x = 0 = -T_{BDx} + W_x = -T_{BD}(\cos \theta) + W \left( \frac{5}{13} \right) = 0$$

$$\sum F_y = 0 = T_{BDy} - W - W_y = T_{BD}(\sin \theta) - W - W \left( \frac{12}{13} \right) = 0$$

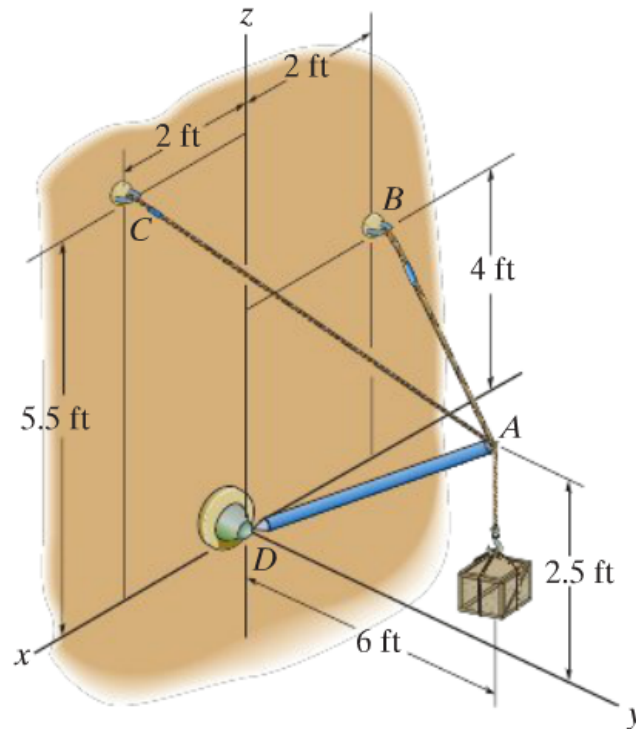
**Problem 1:** A crate with mass  $m$  is to be supported by the rope-and-pulley arrangement shown. Perform equilibrium analysis on the pulley system to determine the magnitude and direction of force  $P$  that must be exerted on the free end of the rope to maintain equilibrium. Assume the mass of the pulley is negligible.



**Problem 2:** The weight of the cylinder is  $W$ . Perform equilibrium analysis on rings  $A$  and  $B$  to determine the tension in the cord  $AB$ .



**Problem 3:** Given the mass of the crate is  $m$ , perform equilibrium analysis on point  $A$  to determine the tension developed in the cables  $AC$  and  $AB$ .



**Problem 4:** A triangular plate with weight  $W$  is supported by three cables as shown. Perform equilibrium analysis on the plate to determine the tension in each wire.

